

**LIFEBREATH**<sup>®</sup>  
INDOOR AIR SYSTEMS

CATALOGUE  
2013-14

SPECIFICATIONS

Setting a new standard  
for energy efficient, clean air homes



[www.lifebreath.com](http://www.lifebreath.com)

Manufacturer reserves the right to change specifications without notice.



## About Lifebreath

For 30 years Airia Brands Inc. has manufactured indoor air quality products to a worldwide customer base. Product development, research, testing, manufacturing, marketing, sales and technical support are headquartered at our 65,000 square foot facility in London, Ontario, Canada. We are recognized worldwide for the quality and performance of our Lifebreath product line, our customer service and our technical support. We will continue to lead the industry with technical innovations in our products, the highest level of customer support, superior warranties, and proven proficiency in manufacturing.

## Products



We hold seven U.S. patents including some of the most important and leading edge technologies in the industry, including: heat recovery ventilator, air to air exchanger core (HRV core), combined furnace and heat recovery system, and more. Many more patents are pending.

Our eco-friendly and energy efficient solutions include ECM motors in many models and standard state-of-the-art digital controls that allow customers to personalize HRV operation for their environment. We proudly manufacture the only five speed HRV available, with an included wall control. Our patented aluminum HRV core carries a lifetime guarantee and is easily maintained. Just wash and return. Our new ERV non-cellulose core will not deteriorate with moisture and is the only water-washable ERV core available today. Everything in our line is designed for superior performance and low maintenance to ensure complete installer and customer satisfaction.

## Energy Star

A new ENERGY STAR® specification was introduced to the Canadian residential energy and heat recovery ventilator (ERV/HRV) industry beginning January 2010. Airia Brands Inc., proud manufacturers of Lifebreath® products are an active participant of this prominent program. The ENERGY STAR® symbol identifies products that meet or exceed stringent energy efficiency criteria achieving uncompromised performance. Our commitment to high performance and energy efficiency has always been of paramount importance to Airia Brands, and most Lifebreath® residential products qualify for this important energy efficiency benchmark. ENERGY STAR® products may qualify for energy efficiency rebates. Incentive programs vary by geography and date. Check industry programs in your area for qualifying incentives.

## Look For This Symbol



This product earned the ENERGY STAR by meeting strict energy efficiency guidelines set by Natural Resources Canada and the US EPA. This meets ENERGY STAR requirements only when used in Canada.

Certified Lifebreath® HRV products include: RNC5-TPD, RNC 95, RNC 200, 95 MAX, 155 ECM, 195 ECM, 200 MAX, 200 MAX RX, 195 DCS and 300 DCS. See Ventilation section, pages 3-16 for more details.



## INDEX

<b>NEW FROM AIRIA</b>	<b>2</b>
<b>VENTILATION</b>	
HRV - Residential - MAX Series	3
HRV - Residential - RNC Series	10
ERV Series	17
Commercial Series	23
Pool Series	35
<b>AIR CLEANING</b>	
TFP 3000 HEPA	37
<b>HEATING / AIR HANDLING</b>	
Clean Air Furnace Series	39
Air Handler Series	47
<b>IVS</b>	<b>53</b>
<b>INLINE FANS</b>	<b>55</b>
Quantum Ventilation Series	59
Bathroom and Dryer Exhaust Series	60
<b>LIFEBREATH ACCESSORIES</b>	
Ventilation Accessories	61
EasyAir Grilles and Fittings	62
Installation and Replacement	63
Controls and Timers	65
<b>PRODUCT SELECTION GUIDELINES</b>	<b>66</b>
<b>TERMS AND CONDITIONS</b>	<b>68</b>

For additional information about Lifebreath<sup>®</sup> products in this catalogue, downloads and much more, visit us at

[www.lifebreath.com](http://www.lifebreath.com)



**MAX SERIES**  
HEAT RECOVERY VENTILATOR

## AIR QUALITY AND ENERGY PERFORMANCE AT ITS BEST

Highest efficiency single core HRV on the market

- Recovers 85% of the heat energy maximizing savings
- Easy Maintenance with Lifetime Warranty on core
- Counter-flow design for maximum recovery
- Meets Energy Star Certifications
- 5 speed, 4 mode operation
- Patented Aluminum core
- Includes digital control
- Door port balancing



Setting a new standard  
for energy efficient, clean air homes



Visit us at [www.lifebreath.com](http://www.lifebreath.com)

Manufacturer reserves the right to change specifications without notice.






# MAX SERIES

HEAT RECOVERY VENTILATORS

HRV  
Residential



155/200 MAX  
155 ECM

- 95 MAX
- 155 MAX / 155 MAX RX
- 155 ECM
- 195 ECM
- 200 MAX / 200 MAX RX
- 195 DCS
- 300 DCS

95 MAX

195/300 DCS  
195 ECM

Setting a new standard  
for energy efficient, clean air homes



Visit us at [www.lifebreatH.com](http://www.lifebreatH.com)

Manufacturer reserves the right to change specifications without notice.



# LIFEBREATH®

INDOOR AIR SYSTEMS


## MAX SERIES

HEAT RECOVERY VENTILATORS

### Model Selection

Model	Description H x W x D (in)	Airflow cfm (L/s)					Effectiveness @ 0 °C (32 °F)	Performance Highlights
		.1 (25 Pa)	.2 (50 Pa)	.3 (75 Pa)	.4 (100 Pa)	.5 (125 Pa)		
<b>95 MAX</b>	Recirculating Defrost 24.5 x 18.5 x 16	76 (36)	73 (34)	70 (33)	66 (31)	60 (29)	88%	Compact design for tight installations. Three top ports and 4th port knockout allows top or side mounting.
<b>155 MAX</b> <b>155 MAX RX</b>	Recirculating Defrost 19 x 33.62 x 14.75	144 (68)	134 (63)	125 (59)	113 (53)	92 (43)	73%	Most popular HRV. Horizontal w/ door port balance. Same as 155 MAX, reverse design.
<b>155 ECM</b>	Recirculating Defrost 19 x 33.62 x 14.75	164 (77)	157 (74)	147 (69)	146 (69)	140 (66)	72%	Same design as 155 MAX, with a highly efficient energy-saving ECM motor.
<b>195 ECM</b>	Damper Defrost 19 x 49 x 14.75	191 (90)	184 (86)	177 (83)	169 (80)	159 (75)	85%	Dual core for maximum heat recovery and includes energy-saving ECM motor.
<b>200 MAX</b> <b>200 MAX RX</b>	Recirculating Defrost 19 x 33.62 x 14.75	207 (97)	200 (94)	184 (87)	171 (80)	152 (71)	74%	Versatile performance in a variety of regions. Same as 200 MAX, reverse design.
<b>195 DCS</b>	Damper Defrost 19 x 49 x 14.75	203 (96)	191 (90)	182 (86)	167 (79)	155 (73)	88%	Dual core for maximum heat recovery and energy efficiency.
<b>300 DCS</b>	Damper Defrost 19 x 49 x 14.75	265 (125)	260 (123)	250 (118)	235 (111)	220 (104)	90%	Same design as 195 DCS except for greater airflows. Meets the needs of high-efficiency in larger homes.

ERV options also available. See your Sales Representative or [www.lifebreath.com](http://www.lifebreath.com)



2100  
**HVI**  
CERTIFIED

Setting a new standard  
for energy efficient, clean air homes



**AIRIA**  
BRANDS INC.

Visit us at [www.lifebreath.com](http://www.lifebreath.com)

Manufacturer reserves the right to change specifications without notice.

### Control Options



Lifestyle MAX  
Digital Control  
#99-DXPL01  
(included)

- 5-speed operation
  - 4 user operational modes
    - continuous ventilation
    - 20 min. ON, 40 min. OFF
    - 20 min. ON, 40 min. recirculation\*
    - continuous recirculation\*
- \*Not available on all models

- Built-in interface to furnace
- Automatic service reminder
- Automatic control based on outdoor temperature sensing.



or choose...

Lifestyle MAX  
Programmable  
Control  
#99-LS01

- **DELUXE** fully featured 5-speed, 4 mode unit.
- Fully **PROGRAMMABLE**, allowing you to customize for your specific lifestyle.

### Timers

Lifestyle 20/40/60 Minute Timer #99-DET01

- Initiates high speed operation for 20, 40 or 60 minutes

Lifestyle 20 Minute Timer #99-20M01

- Initiates high speed operation for 20 minutes



98-MAX-RNC (09-10)



## Engineering Data

### THERMALLY CONDUCTIVE, PATENTED ALUMINUM CORE

The cross-flow heat recovery core transfers heat between the two airstreams. It is easily removed for cleaning or service.

155 MAX & 200 MAX: NEW Counter-flow heat recovery core.

### MOTORS AND BLOWERS

Each air stream has one centrifugal blower driven by a common PSC motor. 5 speed fan operation.

### FILTERS

Washable air filters in exhaust and supply air streams.

### MOUNTING - NEW!

Four threaded inserts at corners of the cabinet designed to accept the “s” hooks and hanging straps supplied with the unit.

### DEFROST - 2 Styles

Recirculating defrost system or damper defrost.

### CASE

Twenty gauge prepainted galvanized steel for superior corrosion resistance. Insulated to prevent exterior condensation. Drain connections 2 - 1/2” (12 mm) OD. Door balancing ports.

## CONTROLS & ELECTRONICS

### 99-DXPL01 (included)

#### Lifestyle MAX Digital Control

Can be wall mounted in a central location of the home. Connects to (3 wire) 20 gauge wire (min.) 100’ length.

#### Electronic features include:

- 5 Speed Operation on each mode
- 4 user selectable operational modes: Continuous Ventilation, 20 ON/40 OFF, 20 ON/40 Recirculation, Continuous Recirculation (not available on all models)
- Humidity Control through dehumidistat
- Adjustable Dehumidistat function built into the main wall control
- Built-in Relay for interfacing to furnace

## OPTIONAL EQUIPMENT

### CONTROLS

#### 99-LS01

#### Lifestyle MAX Programmable Control

Contains all the features of the Lifestyle MAX Digital Control with 7/24 programmable ventilation, 4 event feature permits lifestyle programming. Connects to (3 wire) 20 gauge wire (min.) 100’ length.

### TIMERS

#### 99-DET01

**Lifestyle 20/40/60 Minute Timer** - Initiates high speed ventilation for 20, 40, or 60 minutes. Connects to (3 wire) 20 gauge wire (min.) 100’ length.

#### 99-20M01

**Lifestyle 20 Minute Timer** - Initiates high speed ventilation for 20 minutes. Connects to (3 wire) 20 gauge wire (min.) 100’ length.

### ACCESSORIES

**99-190 Dual Hood** - Suitable for 5” or 6” connections

**99-185 Weatherhoods** - Two - 5” (125 mm) comes with 1/4” (6 mm) mesh screen for 95 MAX.

**99-186 Weatherhoods** - Two 6” for all other MAX series units.

Many more accessory options available. See Accessories section for details.



### WARRANTY

Units carry a LIFETIME warranty on the heat recovery core and a 5 year replacement parts warranty.



## 95 MAX

**Performance** (HVI certified)  
Net supply air flow in cfm (L/s) against external static pressure

E.S.P (external static pressure)	[cfm (L/s)]
@ 0.1" (25 Pa)	76 (36)
@ 0.2" (50 Pa)	73 (34)
@ 0.3" (75 Pa)	70 (33)
@ 0.4" (100 Pa)	66 (31)
@ 0.5" (125 Pa)	60 (29)
Max. Temperature Recovery	88%
Sensible Effectiveness @ 60 cfm (28 L/s)	32°F (0°C) 88%
*Sensible Efficiency @ 60 cfm (28 L/s)	32°F (0°C) 75%
*Sensible Efficiency @ 61 cfm (29 L/s)	-13°F (-25°C) 68%
VAC @ 60HZ	120
WATTS / Low speed	59
WATTS / High speed	89
Amp rating	0.9

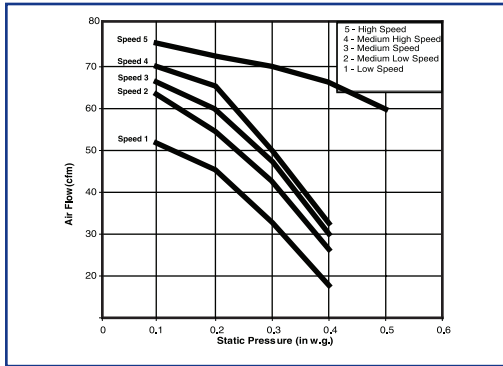
\*Sensible Efficiency: thermal

## 155 MAX / 155 MAX RX

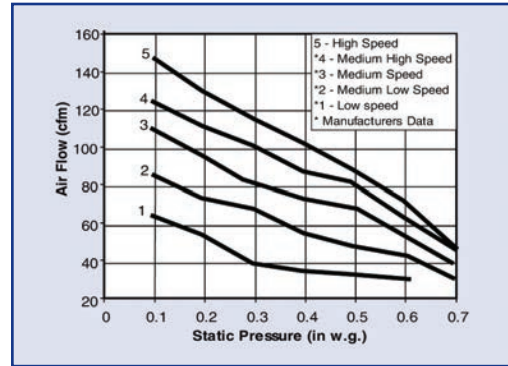
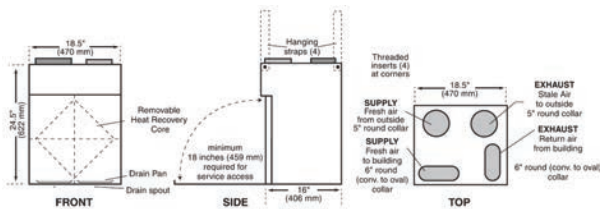
**Performance** (HVI certified)  
Net supply air flow in cfm (L/s) against external static pressure

E.S.P (external static pressure)	[cfm (L/s)]
@ 0.1" (25 Pa)	148 (68)
@ 0.2" (50 Pa)	130 (62)
@ 0.3" (75 Pa)	116 (55)
@ 0.4" (100 Pa)	103 (49)
@ 0.5" (125 Pa)	89 (42)
@ 0.6" (150 Pa)	72 (34)
Max. Temperature Recovery	85%
Sensible Effectiveness @ 65 cfm (31 L/s)	32°F (0°C) 85%
*Sensible Efficiency @ 65 cfm (31 L/s)	32°F (0°C) 75%
*Sensible Efficiency @ 65 cfm (35 L/s)	-13°F (-25°C) 73%
VAC @ 60HZ	115
WATTS / Low speed	57
WATTS / High speed	110
Amp rating	1.3

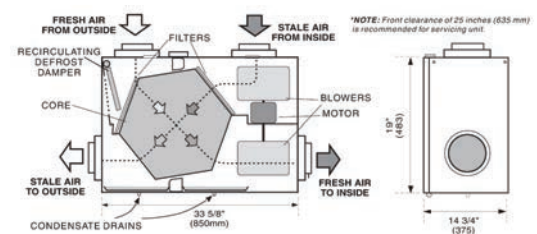
\*Sensible Efficiency: thermal



Weight: 52lbs (23.6Kg)  
Dimensions: Inches (mm)



Weight: 71lbs (32.5Kg)  
Dimensions: Inches (mm)



### NOTE

The RX version of this model is reverse flow. The cold side ducting to the weatherhoods and damper are located on the opposite side of the unit.



## 155 ECM

### Performance (HVI certified)

Net supply air flow in cfm (L/s) against external static pressure

E.S.P. (external static pressure)	[cfm (L/s)]
@ 0.1" (25 Pa)	161 (76)
@ 0.2" (50 Pa)	143 (68)
@ 0.3" (75 Pa)	128 (61)
@ 0.4" (100 Pa)	114 (54)
@ 0.5" (125 Pa)	98 (46)
@ 0.6" (150 Pa)	78 (37)

Max. Temperature Recovery 79%

Sensible Effectiveness  
@ 66 cfm (31 L/s) 32°F (0°C) 78%

\*Sensible Efficiency  
@ 66 cfm (31 L/s) 32°F (0°C) 71%

\*Sensible Efficiency  
@ 66 cfm (31 L/s) -13°F (-25°C) 64%

VAC @ 60HZ 120

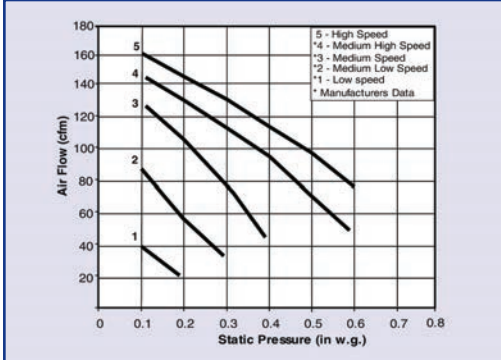
WATTS / Low speed 40

WATTS / High speed 115

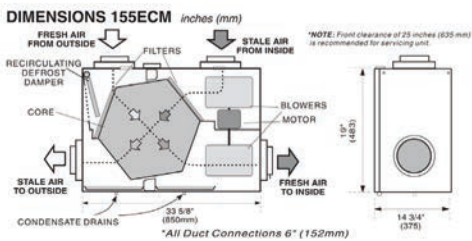
Amp rating 1.4

\*Sensible Efficiency: thermal

Effectiveness based on temperature differential between the 2 airstreams. Efficiency takes into account all power inputs.



Weight: 71lbs (32.5Kg)  
Dimensions: Inches (mm)



## 195 ECM

### Performance

Net supply air flow in cfm (L/s) against external static pressure

E.S.P. (external static pressure)	[cfm (L/s)]
@ 0.1" (25 Pa)	191 (90)
@ 0.2" (50 Pa)	184 (86)
@ 0.3" (75 Pa)	177 (83)
@ 0.4" (100 Pa)	169 (80)
@ 0.5" (125 Pa)	159 (75)
@ 0.7" (175 Pa)	152 (71)

Max. Temperature Recovery 88%

Sensible Effectiveness  
@ 117 cfm (55 L/s) 32°F (0°C) 85%

\*Sensible Efficiency  
@ 117 cfm (55 L/s) 32°F (0°C) 78%

\*Sensible Efficiency  
@ 117 cfm (55 L/s) -13°F (-25°C) 69%

VAC @ 60HZ 120

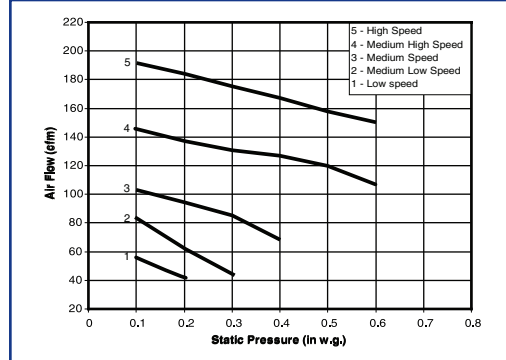
WATTS / Low speed 34

WATTS / High speed 129

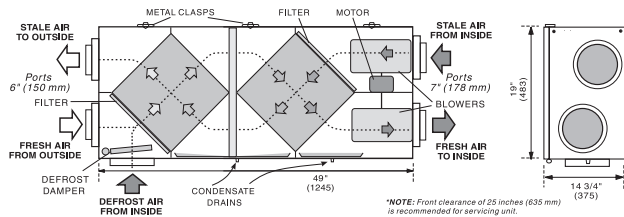
Amp rating 1.4

\*Sensible Efficiency: thermal

Effectiveness based on temperature differential between the 2 airstreams. Efficiency takes into account all power inputs.



Weight: 88lbs (40Kg)  
Dimensions: Inches (mm)



## 200 MAX / 200 MAX RX



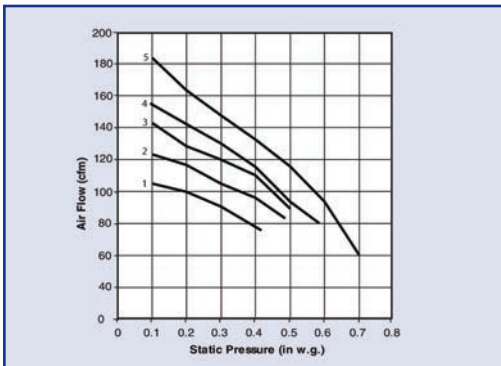
### Performance (HVI certified)

Net supply air flow in cfm (L/s) against external static pressure

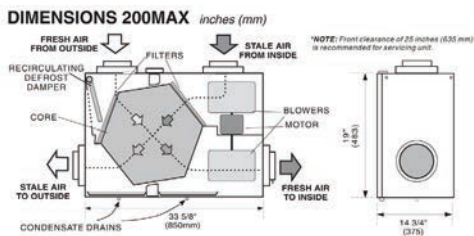
E.S.P (external static pressure)		cfm (L/s)
@ 0.1" (25 Pa)		184 (87)
@ 0.2" (50 Pa)		163 (77)
@ 0.3" (75 Pa)		146 (69)
@ 0.4" (100 Pa)		132 (62)
@ 0.5" (125 Pa)		115 (54)
@ 0.6" (150 Pa)		92 (43)
@ 0.7" (175 Pa)		60 (28)
Max. Temperature Recovery		86%
Sensible Effectiveness		
@ 66 cfm (31 L/s)	32°F (0°C)	84%
*Sensible Efficiency		
@ 66 cfm (31 L/s)	32°F (0°C)	75%
@ 109 cfm (51 L/s)	-13°F (-25°C)	72%
VAC @ 60HZ		115
WATTS / Low speed		66
WATTS / High speed		118
Amp rating		1.4

\*Sensible Efficiency: thermal

Effectiveness based on temperature differential between the 2 airstreams. Efficiency takes into account all power inputs.



Weight: 71lbs (32.5Kg)  
Dimensions: Inches (mm)



### NOTE

The RX version of this model is reverse flow.  
The cold side ducting to the weatherhoods and damper are located on the opposite side of the unit.

## 195 DCS

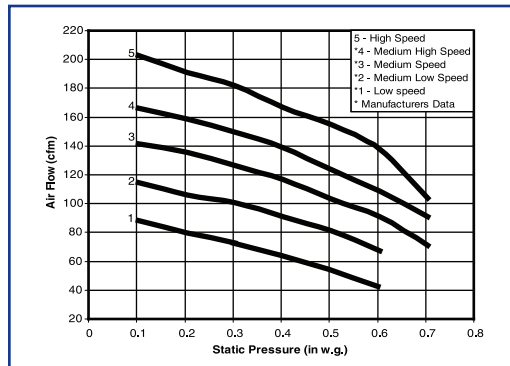
### Performance (HVI certified)

Net supply air flow in cfm (L/s) against external static pressure

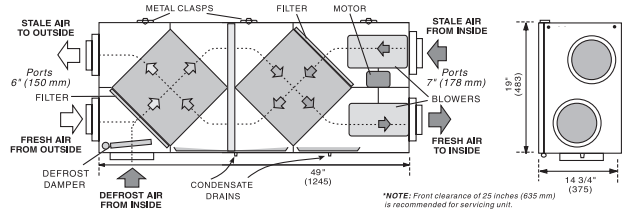
E.S.P (external static pressure)		cfm (L/s)
@ 0.1" (25 Pa)		216 (101)
@ 0.2" (50 Pa)		195 (92)
@ 0.3" (75 Pa)		181 (85)
@ 0.4" (100 Pa)		158 (74)
@ 0.5" (125 Pa)		144 (68)
@ 0.6" (150 Pa)		125 (59)
@ 0.7" (175 Pa)		107 (50)
Max. Temperature Recovery		92%
Sensible Effectiveness		
@ 114 cfm (54 L/s)	32°F (0°C)	86%
*Sensible Efficiency		
@ 114 cfm (54 L/s)	32°F (0°C)	78%
@ 112 cfm (53 L/s)	-13°F (-25°C)	72%
VAC @ 60HZ		120
WATTS / Low speed		74
WATTS / High speed		123
Amp rating		1.5

\*Sensible Efficiency: thermal

Effectiveness based on temperature differential between the 2 airstreams. Efficiency takes into account all power inputs.



Weight: 88lbs (40Kg)  
Dimensions: Inches (mm)





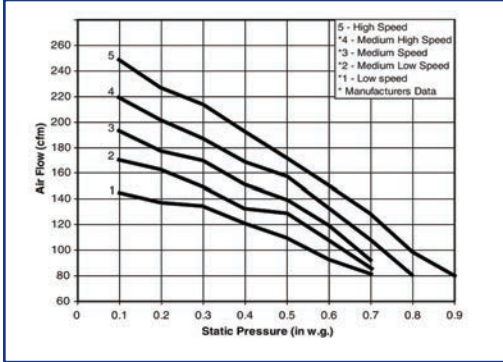
**300 DCS**

**Performance** (HVI certified)  
*Net supply air flow in cfm (L/s) against external static pressure*

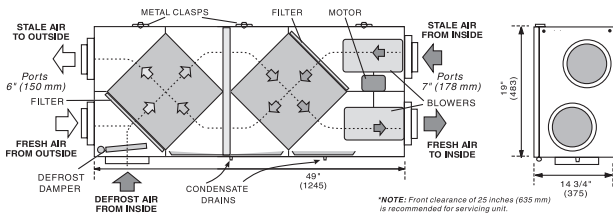
<b>E.S.P</b>		
<b>(external static pressure)</b>		<b>[cfm (L/s)]</b>
@ 0.1" (25 Pa)		232 (110)
@ 0.2" (50 Pa)		212 (100)
@ 0.3" (75 Pa)		202 (92)
@ 0.4" (100 Pa)		183 (86)
@ 0.5" (125 Pa)		163 (77)
@ 0.6" (150 Pa)		144 (68)
@ 0.7" (175 Pa)		123 (58)
@ 0.8" (200 Pa)		92 (43)
Max. Temperature Recovery		70%
Sensible Effectiveness		
@ 119 cfm (56 L/s)	32°F (0°C)	90%
*Sensible Efficiency		
@ 119 cfm (56 L/s)	32°F (0°C)	79%
*Sensible Efficiency		
@ 125 cfm (59 L/s)	-13°F (-25°C)	70%
VAC @ 60HZ		120
WATTS / Low speed		150
WATTS / High speed		333
Amp rating		2.9

\*Sensible Efficiency: thermal

Effectiveness based on temperature differential between the 2 airstreams. Efficiency takes into account all power inputs.



**Weight: 88lbs (40Kg)**  
**Dimensions: Inches (mm)**






# RNC SERIES

HEAT RECOVERY VENTILATORS

HRV  
Residential



- RNC 95
- RNC-5TPD
- RNC 120D
- RNC 155
- RNC 200
- RNC 10
- RNC 20

Setting a new standard  
for energy efficient, clean air homes



Visit us at [www.lifebreath.com](http://www.lifebreath.com)

Manufacturer reserves the right to change specifications without notice.



# LIFEBREATH®

INDOOR AIR SYSTEMS

## RNC SERIES

HEAT RECOVERY VENTILATORS

### Model Selection

Model	Description H x W x D (inches)	Airflow cfm (L/s)					Effectiveness @ 0 °C (32 °F)	Performance Highlights
		.1 (25 Pa)	.2 (50 Pa)	.3 (75 Pa)	.4 (100 Pa)	.5 (125 Pa)		
<b>RNC 95</b>	Recirculating Defrost 24.5 x 18.5 x 16	76 (36)	73 (34)	70 (33)	66 (31)	60 (29)	88%	Top ported, compact unit. Ideally suited to narrow installations.
<b>RNC5-TPD</b>	Recirculating Defrost 18.75 x 27 x 15	156 (74)	146 (69)	134 (63)	124 (59)	115 (54)	74%	Top ported compact unit with door port balancing, Adjustable high speed (3) settings.
<b>RNC 120D</b>	Recirculating Defrost 22 x 22.13 x 9.13	142 (67)	137 (64)	131 (62)	128 (60)	123 (58)	68%	Only 9 inches tall. Can be mounted horizontally or vertically for maximum installation flexibility.
<b>RNC 155</b>	Recirculating Defrost 19 x 33.62 x 14.75	144 (68)	134 (63)	125 (59)	113 (53)	92 (43)	73%	Horizontal model, with door port balancing. One of our most popular units.
<b>RNC 200</b>	Recirculating Defrost 19 x 33.62 x 14.75	207 (97)	200 (94)	184 (87)	171 (80)	152 (71)	74%	Horizontal model, with door port balancing. Same design as RNC 155 with greater airflow.
<b>RNC 10</b>	Damper Defrost 19 x 33.62 x 14.75	177 (83)	164 (77)	156 (73)	143 (67)	123 (58)	76%	Horizontal model with 5 ports and damper defrost. Best value for new construction.
<b>RNC 20</b>	Damper Defrost 19 x 33.62 x 14.75	214 (101)	206 (97)	193 (91)	184 (87)	170 (80)	67%	Same design as RNC 10. Ideally suited to larger applications.



Setting a new standard  
for energy efficient, clean air homes



Visit us at [www.lifebreath.com](http://www.lifebreath.com)

Manufacturer reserves the right to change specifications without notice.

### Control Options



Lifestyle  
Dehumidistat  
#99-DH01

- Initiates high speed ventilation when the indoor humidity level is above the set point.



Lifestyle RNC  
Ventilation  
Control  
#99-BC01

- 2 Speed operation
- Standby
- Unit On/Off
- Dehumidistat



Lifestyle RNC Digital Control #99-DX01

- 4 selectable operational modes\*  
\* Not available on all models
- 2 speed operation on each mode
- Adjustable dehumidistat function
- Dehumidistat disable

### Timers

#### Lifestyle 20/40/60 Minute Timer #99-DET01

- Initiates high speed operation for 20, 40 or 60 minutes

#### Lifestyle 20 Minute Timer #99-20M01

- Initiates high speed operation for 20 minutes

### Accessories

- Weatherhoods - 5", 6" or 7"
- Kitchen Grille - 6" x 10"
- Tech Grilles - 4", 5", 6" or 8"

Printed in Canada 98-MAX-RNC (09-10)



## Engineering Data

### THERMALLY CONDUCTIVE, PATENTED ALUMINUM CORE

The cross-flow heat recovery core transfers heat between the two airstreams. It is easily removed for cleaning or service.

### MOTORS AND BLOWERS

Each air stream has one centrifugal blower driven by a common PSC motor. 2-speed fan operation.

RNC5-TPD and RNC 120 have two motors; one in each airstream. RNC5-TPD has three selectable high speeds

### FILTERS

Washable air filters in exhaust and supply air streams.

### MOUNTING

Four threaded inserts at corners of the cabinet designed to accept the "s" hooks and hanging straps supplied with the unit.

### DEFROST - 2 Styles

Recirculating defrost system or damper defrost.

### CASE

Twenty gauge prepainted galvanized steel for superior corrosion resistance. Insulated to prevent exterior condensation. Drain connections 2 - 1/2" (12 mm) OD.

### CONTROLS & ELECTRONICS

- Built-in Relay for Interfacing to furnace
- A standard ON/OFF switch can be added to provide Low/High Ventilation or ON/OFF functionality in order to meet building standards.
- Optional controls can be installed at the time of the installation or at a later date to upgrade the basic features of the ventilation system.

### OPTIONAL EQUIPMENT

#### CONTROLS

##### 99-DX01

##### Lifestyle RNC Digital Control

- 2-Speed operation on each mode
- 4 user selectable operational modes: Continuous Ventilation, 20 ON/40 OFF, 20 ON/40 Recirculation, Continuous Recirculation
- Adjustable Dehumidistat function built into the main wall control
- Connect to (3 wire) 20 gauge wire (min.) 100' length.

##### 99-BC01

##### Lifestyle RNC Ventilation Control

- 2-Speed Fan setting (Low/High)
- Standby
- Dehumidistat
- Connect to (3 wire) 20 gauge wire (min.) 100' length.

#### TIMERS

##### 99-DET01

**Lifestyle 20/40/60 Minute Timer** - Initiates high speed ventilation for 20, 40, or 60 minutes, (3 wire) 20 gauge wire (min.) 100' length.

##### 99-20M01

**Lifestyle 20 Minute Timer** - Initiates high speed ventilation for 20 minutes, (3 wire) 20 gauge wire (min.) 100' length.

#### ACCESSORIES

**99-DH-01 Lifestyle Dehumidistat** - Initiates high speed ventilation when the indoor humidity level is above the set point. (3 wire) 20 gauge wire (min.) 100' length.

**99-190 Dual Hood** - Suitable for 5" or 6" connections

**99-185 Weatherhoods** - Two - 5" (125 mm) c/w 1/4" (6 mm) mesh screen

**99-186 Weatherhoods** - Two - 6" (150 mm) c/w 1/4" (6mm) mesh screen.

Many more accessory options available. See Accessories section for details.



#### WARRANTY

Units carry a **LIFETIME warranty on the heat recovery core and a 5 year replacement parts warranty.**

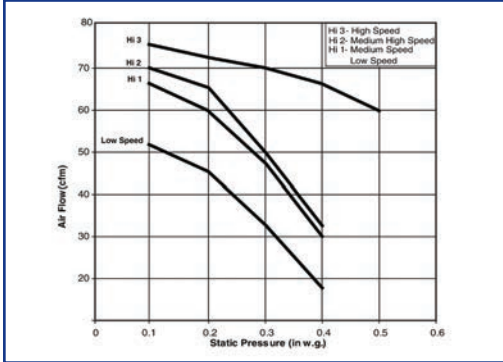
All units conform to CSA and UL Standards.

## RNC 95

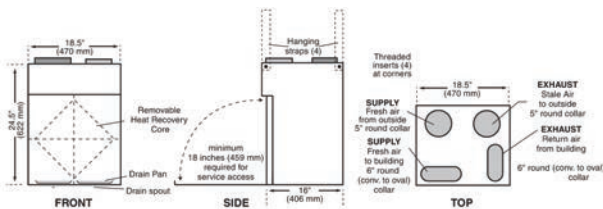
**Performance** (HVI certified)  
Net supply air flow in cfm (L/s) against external static pressure

E.S.P (external static pressure)	cfm (L/s)
@ 0.1" (25 Pa)	76 (36)
@ 0.2" (50 Pa)	73 (34)
@ 0.3" (75 Pa)	70 (33)
@ 0.4" (100 Pa)	66 (31)
@ 0.5" (125 Pa)	60 (29)
Max. Temperature Recovery	88%
Sensible Effectiveness @ 60 cfm (28 L/s)	32°F (0°C) 88%
*Sensible Efficiency @ 60 cfm (28 L/s)	32°F (0°C) 75%
*Sensible Efficiency @ 61 cfm (29 L/s)	-13°F (-25°C) 68%
VAC @ 60HZ	120
WATTS / Low speed	59
WATTS / High speed	89
Amp rating	0.9

\*Sensible Efficiency: thermal



**Weight: 62lbs (28Kg)**  
**Dimensions: Inches (mm)**



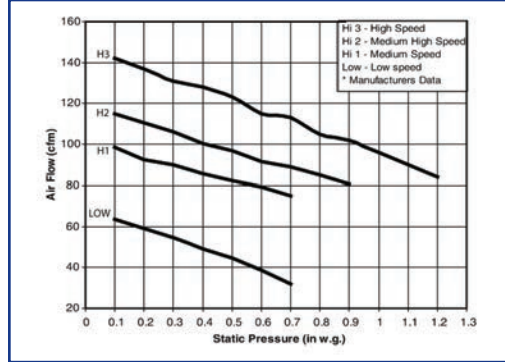
## RNC 120D

**Performance** (HVI certified)  
Net supply air flow in cfm (L/s) against external static pressure

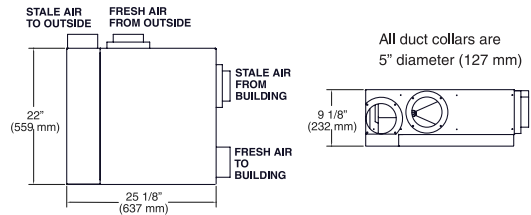
E.S.P (external static pressure)	cfm (L/s)
@ 0.1" (25 Pa)	125 (59)
@ 0.2" (50 Pa)	120 (56)
@ 0.3" (75 Pa)	114 (54)
@ 0.4" (100 Pa)	109 (51)
@ 0.5" (125 Pa)	106 (50)
@ 0.6" (150 Pa)	99 (47)
@ 0.7" (175 Pa)	94 (44)
@ 0.8" (200 Pa)	89 (42)
Sensible Effectiveness @ 65 cfm (33 L/s)	32°F (0°C) 72%
*Sensible Efficiency @ 65 cfm (33 L/s)	32°F (0°C) 55%
*Sensible Efficiency @ 65 cfm (32 L/s)	-13°F (-25°C) 45%
VAC @ 60HZ	120
WATTS / Low speed	63
WATTS / High speed	150
Amp rating	1.5

\*Sensible Efficiency: thermal

Effectiveness based on temperature differential between the 2 airstreams. Efficiency takes into account all power inputs.



**Weight: 61lbs (28Kg)**  
**Dimensions: Inches (mm)**



**RNC5-TPD**

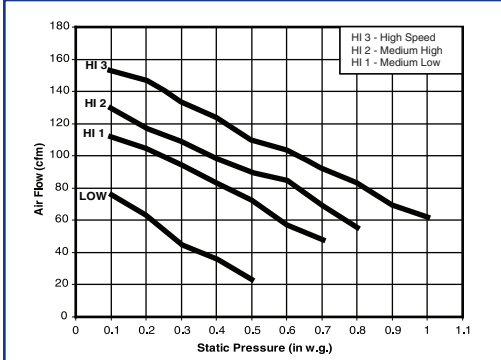
**Performance (HVI certified)**

Net supply air flow in cfm (L/s) against external static pressure

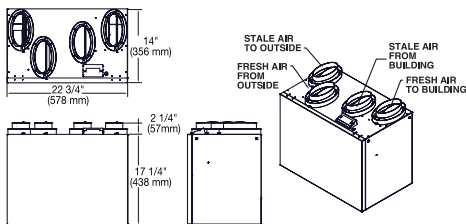
<b>E.S.P</b>		
<b>(external static pressure)</b>		<b>[cfm (L/s)]</b>
@ 0.1" (25 Pa)		156 (74)
@ 0.2" (50 Pa)		146 (69)
@ 0.3" (75 Pa)		134 (63)
@ 0.4" (100 Pa)		124 (59)
@ 0.5" (125 Pa)		115 (54)
@ 0.6" (150 Pa)		104 (49)
@ 0.7" (175 Pa)		95 (45)
@ 0.8" (200 Pa)		85 (40)
@ 0.9" (225 Pa)		69 (33)
@ 1.0" (250 Pa)		58 (27)
Max. Temperature Recovery		78%
Sensible Effectiveness		
@ 66 cfm (31 L/s)	32°F (0°C)	74%
*Sensible Efficiency		
@ 66 cfm (31 L/s)	32°F (0°C)	61%
*Sensible Efficiency		
@ 76 cfm (36 L/s)	-13°F (-25°C)	63%
VAC @ 60HZ		120
WATTS / Low speed		74
WATTS / High speed		147
Amp rating		1.7

\*Sensible Efficiency: thermal

Effectiveness based on temperature differential between the 2 airstreams. Efficiency takes into account all power inputs.



**Weight: 51lbs (23Kg)**  
**Dimensions: Inches (mm)**



**RNC5-TPF**

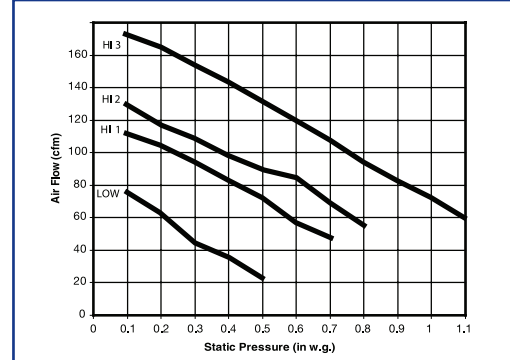
**Performance (HVI certified)**

Net supply air flow in cfm (L/s) against external static pressure

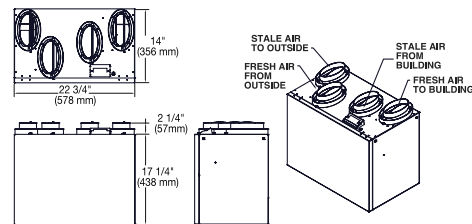
<b>E.S.P</b>		
<b>(external static pressure)</b>		<b>[cfm (L/s)]</b>
@ 0.1" (25 Pa)		174 (82)
@ 0.2" (50 Pa)		165 (77)
@ 0.3" (75 Pa)		154 (73)
@ 0.4" (100 Pa)		143 (67)
@ 0.5" (125 Pa)		132 (62)
@ 0.6" (150 Pa)		120 (56)
@ 0.7" (175 Pa)		107 (51)
@ 0.8" (200 Pa)		95 (45)
@ 0.9" (225 Pa)		83 (39)
@ 1.0" (250 Pa)		71 (33)
Max. Temperature Recovery		79%
Sensible Effectiveness		
@ 66 cfm (31 L/s)	32°F (0°C)	75%
*Sensible Efficiency		
@ 66 cfm (31 L/s)	32°F (0°C)	66%
*Sensible Efficiency		
@ 76 cfm (36 L/s)	-13°F (-25°C)	56%
VAC @ 60HZ		120
WATTS / Low speed.		69
WATTS / High speed		147
Amp rating		1.7

\*Sensible Efficiency – thermal \*\*Latent Efficiency – moisture

Note: Effectiveness - based on temp. differential between the 2 airstreams  
Efficiency – takes into account all power inputs



**Weight: 43lbs (19.5Kg)**  
**Dimensions: Inches (mm)**



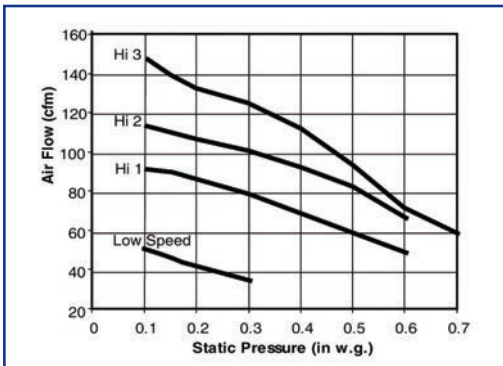


**RNC 155**

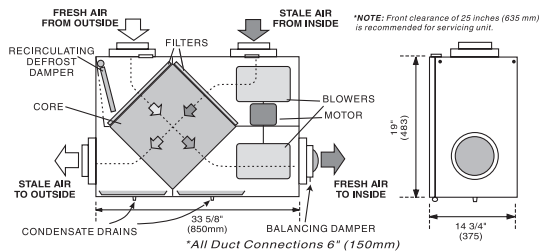
**Performance** (HVI certified)  
Net supply air flow in cfm (L/s) against external static pressure

E.S.P. (external static pressure)	[cfm (L/s)]
@ 0.1" (25 Pa)	144 (68)
@ 0.2" (50 Pa)	134 (63)
@ 0.3" (75 Pa)	125 (59)
@ 0.4" (100 Pa)	113 (53)
@ 0.5" (125 Pa)	92 (43)
@ 0.6" (150 Pa)	73 (34)
Max. Temperature Recovery	78%
Sensible Effectiveness	
@ 65 cfm (31 L/s) 32°F (0°C)	73%
*Sensible Efficiency	
@ 65 cfm (31 L/s) 32°F (0°C)	64%
*Sensible Efficiency	
@ 68 cfm (32 L/s) -13°F (-25°C)	66%
VAC @ 60HZ	120
WATTS / Low speed	49
WATTS / High speed	120
Amp rating	1.4

\*Sensible Efficiency: thermal \*\*Latent Efficiency – moisture  
Effectiveness based on temperature differential between the 2 airstreams. Efficiency takes into account all power inputs.



**Weight: 71lbs (32.5Kg)**  
**Dimensions: Inches (mm)**

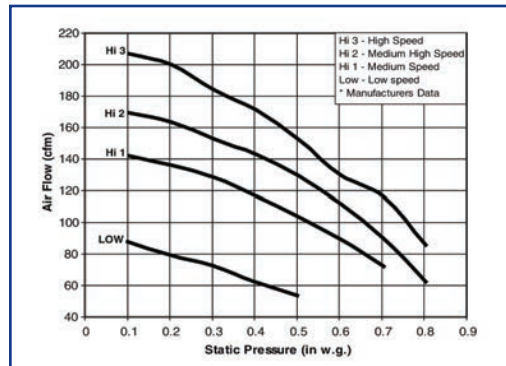


**RNC 200**

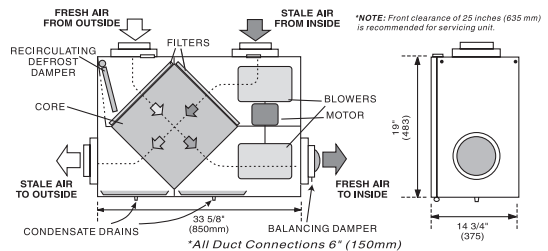
**Performance** (HVI certified)  
Net supply air flow in cfm (L/s) against external static pressure

E.S.P. (external static pressure)	[cfm (L/s)]
@ 0.1" (25 Pa)	207 (97)
@ 0.2" (50 Pa)	200 (94)
@ 0.3" (75 Pa)	184 (87)
@ 0.4" (100 Pa)	171 (80)
@ 0.5" (125 Pa)	152 (71)
@ 0.6" (150 Pa)	130 (61)
@ 0.7" (175 Pa)	116 (55)
@ 0.8" (200 Pa)	86 (40)
Max. Temperature Recovery	74%
Sensible Effectiveness	
@ 66 cfm (31 L/s) 32°F (0°C)	74%
*Sensible Efficiency	
@ 66 cfm (31 L/s) 32°F (0°C)	64%
*Sensible Efficiency	
@ 109 cfm (51 L/s) -13°F (-25°C)	62%
VAC @ 60HZ	120
WATTS / Low speed	87
WATTS / High speed	164
Amp rating	1.4

\*Sensible Efficiency: thermal \*\*Latent Efficiency – moisture  
Effectiveness based on temperature differential between the 2 airstreams. Efficiency takes into account all power inputs.



**Weight: 71lbs (32.5Kg)**  
**Dimensions: Inches (mm)**

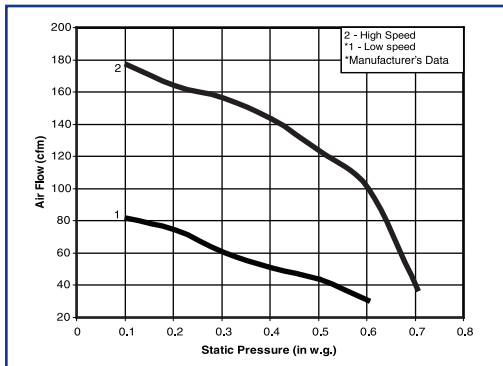


## RNC 10

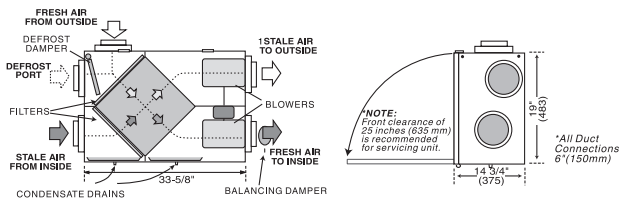
<b>Performance</b> (HVI certified)		
Net supply air flow in cfm (L/s) against external static pressure		
<i>E.S.P</i> (external static pressure)	<i>cfm (L/s)</i>	
@ 0.1" (25 Pa)	177	(83)
@ 0.2" (50 Pa)	164	(77)
@ 0.3" (75 Pa)	156	(73)
@ 0.4" (100 Pa)	143	(67)
@ 0.5" (125 Pa)	123	(58)
@ 0.6" (150 Pa)	100	(47)
@ 0.7" (175 Pa)	38	(18)
Max. Temperature Recovery	78%	
Sensible Effectiveness		
@ 67 cfm (32 L/s)	32°F (0°C)	76%
*Sensible Efficiency		
@ 67 cfm (32 L/s)	32°F (0°C)	66%
*Sensible Efficiency		
@ 68 cfm (32 L/s)	-13°F (-25°C)	60%
VAC @ 60HZ	120	
WATTS / Low speed	63	
WATTS / High speed	173	
Amp rating	1.4	

\*Sensible Efficiency: thermal

Effectiveness based on temperature differential between the 2 airstreams. Efficiency takes into account all power inputs.



**Weight: 63lbs (28.7Kg)**  
**Dimensions: Inches (mm)**

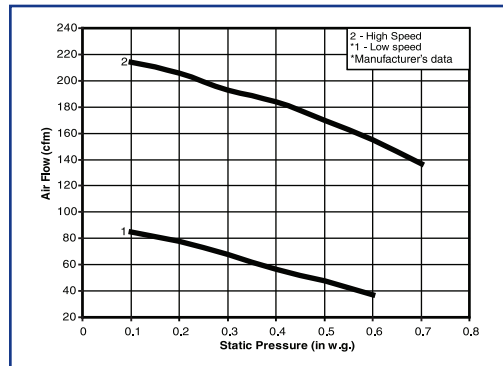


## RNC 20

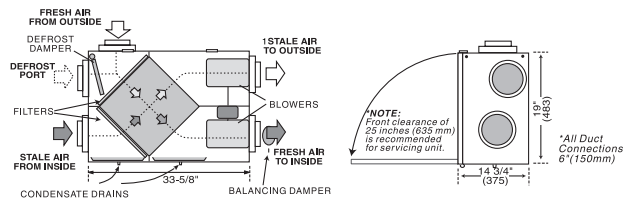
<b>Performance</b> (HVI certified)		
Net supply air flow in cfm (L/s) against external static pressure		
<i>E.S.P</i> (external static pressure)	<i>cfm (L/s)</i>	
@ 0.1" (25 Pa)	214	(101)
@ 0.2" (50 Pa)	206	(97)
@ 0.3" (75 Pa)	193	(91)
@ 0.4" (100 Pa)	184	(87)
@ 0.5" (125 Pa)	170	(80)
@ 0.6" (150 Pa)	155	(73)
@ 0.7" (175 Pa)	137	(65)
Max. Temperature Recovery	69%	
Sensible Effectiveness		
@ 119 cfm (56 L/s)	32°F (0°C)	67%
*Sensible Efficiency		
@ 119 cfm (56 L/s)	32°F (0°C)	60%
*Sensible Efficiency		
@ 117 cfm (55 L/s)	-13°F (-25°C)	60%
VAC @ 60HZ	120	
WATTS / Low speed	70	
WATTS / High speed	182	
Amp rating	1.4	

\*Sensible Efficiency: thermal

Effectiveness based on temperature differential between the 2 airstreams. Efficiency takes into account all power inputs.



**Weight: 63lbs (28.7Kg)**  
**Dimensions: Inches (mm)**







**ERV SERIES**  
ENERGY RECOVERY VENTILATORS

ERV  
Resid. / Comm.

## Improve the Indoor Air Quality of your home or business

- Reduces energy load on air conditioning and heating systems
- Uses membrane technology to transfer moisture and energy
- Counter-flow design for maximum recovery of energy
- Proprietary non-cellulose core material will not deteriorate with moisture
- Patented Water Washable Core
- Maintenance-free energy efficient motors
- Installs easily in new or existing homes and buildings



Setting a new standard  
for energy efficient, clean air homes



Visit us at [www.lifebreath.com](http://www.lifebreath.com)

Manufacturer reserves the right to change specifications without notice.



# LIFEBREATH®

INDOOR AIR SYSTEMS

# ERV SERIES


ENERGY RECOVERY VENTILATORS

### Model Selection

Model	H x W x D (inches)	Airflow cfm (L/s)					Effectiveness @ 0° C (32° F)	Highlights
		.1 (25 Pa)	.2 (50 Pa)	.3 (75 Pa)	.4 (100 Pa)	.5 (125 Pa)		
<b>120 ERV</b>	18 x 20.5 x 8	98 (46)	94 (44)	91 (43)	88 (42)	85 (40)	71%	Designed for tight spaces in condo and highrise developments. 3 selectable high speeds.
<b>150 ERV</b>	19 x 33.5 x 14.75	151 (71)	141 (67)	132 (62)	124 (59)	107 (50)	81%	Designed for Residential environments. Includes BRERV wall control.
<b>150 ERVD</b>	19 x 31 x 14.75	142 (67)	139 (65)	127 (60)	121 (57)	106 (50)	80%	Designed for Residential environments. Damper Defrost. Includes DXPLO1 wall control
<b>200 ERV</b>	19 x 33.5 x 14.75	180 (85)	169 (80)	157 (74)	146 (69)	132 (62)	76%	Same as 150 ERV, but designed for greater airflows. Includes BRERV wall control.
<b>500 ERV</b>	75 x 49 x 28.5	415 (195)	392 (185)	371 (175)	344 (162)	315 (149)	50%	Designed for Large Residential or Small Commercial environments. Includes BRERV wall control
<b>700 ERV</b>	24.63 x 29.63 x 28.75	456 (214)	442 (208)	435 (205)	427 (201)	423 (199)	50%	Designed for Commercial environments. Optional wall control sold separately.
<b>1200 ERV</b>	24.63 x 41.5 x 29.9	825 (388)	797 (374)	772 (363)	737 (346)	698 (328)	50%	Same as 700ERV, but designed for even greater airflows. Optional wall control sold separately.

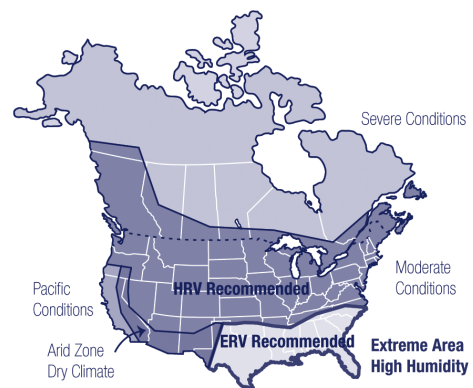
### Why you need a Lifebreath ERV

- Nearly 90% of the energy used to cool your home or business is required to remove humidity. With a Lifebreath ERV, humidity is removed from the air before it is exchanged with stale air from your home or business – greatly reducing your cooling costs.
- The Lifebreath ERV core reduces humidity by transferring water molecules from one air stream to the other.
- Utilizes a non-cellulose membrane that won't deteriorate with exposure to moisture.



### Exhausting stale air and introducing fresh air are critical to improving indoor air quality.

- ERV's are recommended in regions where high outdoor humidity is cause for operating air conditioning/dehumidification systems more frequently.



Visit us at [www.lifebreath.com](http://www.lifebreath.com)

Manufacturer reserves the right to change specifications without notice.

## Engineering Data

### CORES

All units incorporate AHRI certified energy recover core(s) with multiple non-cellulose fixed plates stacked and bonded together, designed to maximize sensible and latent energy transfer between airstreams. Membrane media will not deteriorate due to moisture and are designed so as not to support microbial growth. Core warranty is 10 years.

\*Model 500ERV incorporates cores as described above plus aluminum sensible only cores in its design

### MOTORS & BLOWERS

120ERV: 2 - (1 per airstream) 120v PSC maintenance free external rotor motors with backward incline impellers. Motors incorporate permanently lubricated sealed ball bearings and thermal overload protection for long-life and smooth operation. 2 speed operation with high speed selectable

150/150D/200 ERV: 1 - 120v PSC motor with thermal overload protection, double shafted with 2 centrifugal blowers (1 per airstream), 5 speed operation

500 ERV: 2 – 120v PSC motors with thermal overload protection, double shafted with 4 centrifugal blowers (2 per airstream), 5 speed operation

700 ERV: 2 – 120v PSC motors with thermal overload protection, single shaft with 2 centrifugal blowers (1 per airstream), 3 speed operation

1200 ERV: 2 – 120v PSC motors with thermal overload protection, double shafted with 4 centrifugal blowers (2 per airstream) 3 speed operation

### FILTERS

Washable air filters in exhaust and supply air streams.

### MOUNTING - NEW!

120/150/200 ERV: Four threaded inserts at corners of the cabinet designed to accept the “s” hooks and hanging straps supplied with the unit.

500 / 700 / 1200 ERV: Unit to be set on support brackets hung by threaded rod type apparatus (brackets and rods not included).

### Cabinet

All models use 20 gauge pre-painted galvanized steel for superior corrosion resistance and clean look and insulated with foil faced insulation (except 120 ERV) where needed

so as to prevent condensation. Model 120ERV uses the same metal as above combined with injection molded EPS for insulation

### Frost prevention (If Applicable)

Model 150D ERV and 500 ERV come with a damper mechanism, temperature sensor and drain pan enabling them to be installed in regions that experience more severe winter conditions than where ERVs without frost prevention would be installed.

Model 120 ERV comes with a unique non-damper frost prevention strategy which does not require any drainage as water vapor is transferred between airstreams without condensing.

Except as noted above all other ERV models should typically not be installed in regions where winter temperature fall below 23F (-5C) for several-continuous days combined with high indoor humidity without incorporating a frost prevention strategy. Frost prevention devices (except the 150D) will be provided by others if required by design/application.

### Controls

Models 700/1200 have contacts for controls located in the electrical box accessed through the cabinet

120/150D/200/500 ERV include a furnace blower interlock which allows a furnace or air handler blower to energize on call for ventilation, should the installation type chosen require such a connection.

150/200 include a “ERV Ventilation Control” allowing for turning the unit on/off and resetting the service reminder light found on the control itself.

150D and 500 ERV include a Lifestyle Digital control allowing for accessing 5 speeds operation, on/off, cycle timing, dehumidistat, and from a remote location



### WARRANTY

Units carry a five year warranty on the energy recovery core and a 5 year replacement parts warranty.

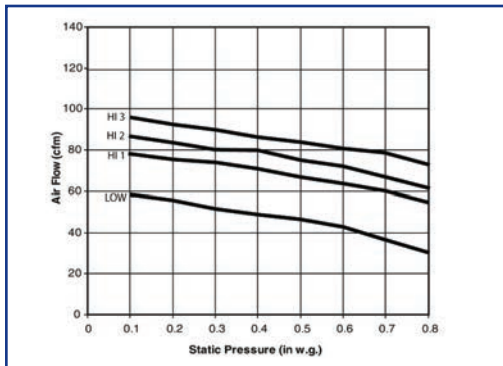
All units conform to CSA and UL Standards.

## 120 ERV

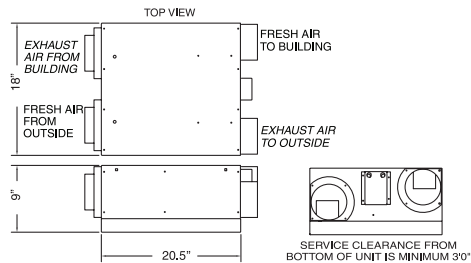
Performance (HVI Certified)		
Net supply air flow in cfm (L/s) against external static pressure		
E.S.P (external static pressure)	[cfm (L/s)]	
@ 0.1" (25 Pa)	98	(46)
@ 0.2" (50 Pa)	93	(44)
@ 0.3" (75 Pa)	91	(43)
@ 0.4" (100 Pa)	88	(42)
@ 0.5" (125 Pa)	85	(40)
@ 0.6" (150 Pa)	82	(39)
@ 0.7" (175 Pa)	79	(37)
@ 0.8" (200 Pa)	74	(35)
Sensible Effectiveness @ 64 cfm (30 L/s)	32°F (0°C)	71%
*Sensible Efficiency @ 64 cfm (30 L/s)	32°F (0°C)	60%
Total Efficiency @ 64 cfm (30 L/s)	95°F (35°C)	45%
VAC @ 60HZ	120	
WATTS / Low speed	63	
WATTS / High speed	150	
Amp rating	1.5	

\*Sensible Efficiency: thermal    \*\*Latent Efficiency: moisture

Effectiveness based on temperature differential between the 2 airstreams. Efficiency takes into account all power inputs.



### Dimensions: Inches (mm)

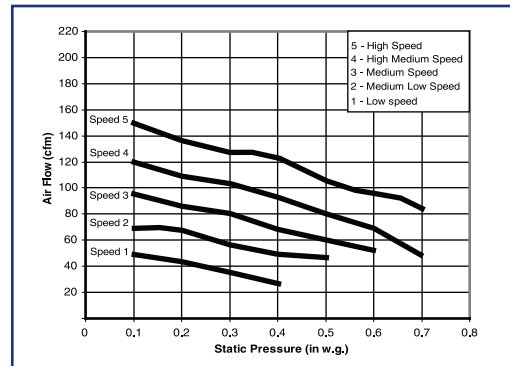


## 150 ERV

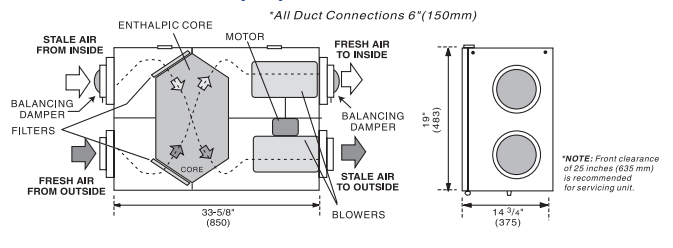
Performance (HVI Certified)		
Net supply air flow in cfm (L/s) against external static pressure		
E.S.P (external static pressure)	[cfm (L/s)]	
@ 0.1" (25 Pa)	151	(71)
@ 0.2" (50 Pa)	141	(67)
@ 0.3" (75 Pa)	132	(62)
@ 0.4" (100 Pa)	124	(59)
@ 0.5" (125 Pa)	107	(50)
@ 0.6" (150 Pa)	98	(46)
@ 0.7" (175 Pa)	81	(38)
@ 0.8" (200 Pa)	60	(28)
Sensible Effectiveness @ 64 cfm (30 L/s)	32°F (0°C)	81%
*Sensible Efficiency @ 64 cfm (30 L/s)	32°F (0°C)	69%
Total Efficiency @ 64 cfm (30 L/s)	95°F (35°C)	47%
VAC @ 60HZ	120	
WATTS / Low speed	34	
WATTS / High speed	95	
Amp rating	1.4	

\*Sensible Efficiency: thermal    \*\*Latent Efficiency: moisture

Effectiveness based on temperature differential between the 2 airstreams. Efficiency takes into account all power inputs.



### Weight: 63lbs (28.7Kg) Dimensions: Inches (mm)



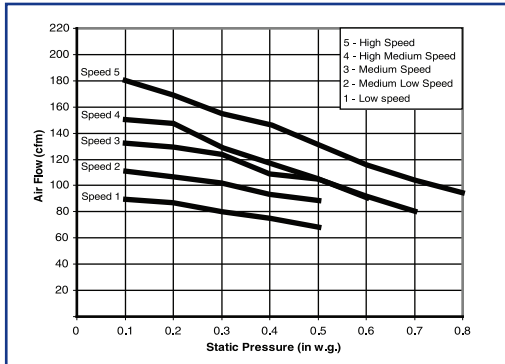


## 200 ERV

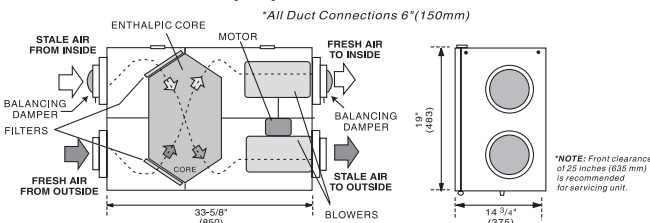
Performance (HVI Certified)		
Net supply air flow in cfm (L/s) against external static pressure		
E.S.P. (external static pressure)		[cfm (L/s)]
@ 0.1" (25 Pa)		180 (85)
@ 0.2" (50 Pa)		169 (80)
@ 0.3" (75 Pa)		157 (74)
@ 0.4" (100 Pa)		146 (69)
@ 0.5" (125 Pa)		132 (62)
@ 0.6" (150 Pa)		118 (56)
@ 0.7" (175 Pa)		101 (48)
Sensible Effectiveness		
@ 116 cfm (55L/s)	32°F (0°C)	76 %
*Sensible Efficiency		
@ 116 cfm (55 L/s)	32°F (0°C)	69 %
Total Efficiency		
		50 %
VAC @ 60HZ		120
WATTS / Low speed		68
WATTS / High speed		97
Amp rating		1.4

\*Sensible Efficiency: thermal    \*\*Latent Efficiency: moisture

Effectiveness based on temperature differential between the 2 airstreams. Efficiency takes into account all power inputs.



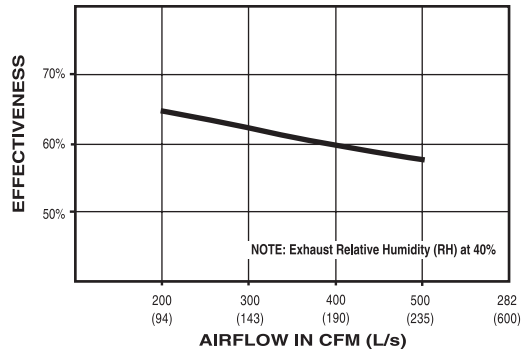
Weight: 63lbs (28.7Kg)  
Dimensions: Inches (mm)



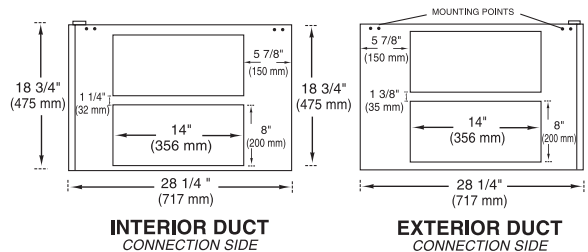
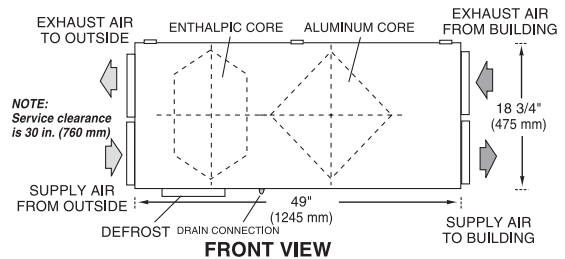
## 500 ERV

Performance	
Net supply air flow in cfm (L/s) against external static pressure	
E.S.P. (external static pressure)	[cfm (L/s)]
@ 0.1" (25 Pa)	415 (195)
@ 0.2" (50 Pa)	392 (185)
@ 0.3" (75 Pa)	371 (175)
@ 0.4" (100 Pa)	344 (162)
@ 0.5" (125 Pa)	315 (149)
@ 0.6" (150 Pa)	277 (131)
VAC @ 60HZ	
	120
WATTS / Low speed	
	187
WATTS / High speed	
	610
Amp rating	
	2.9

### TOTAL EFFECTIVENESS



Weight: 178lbs (81Kg)  
Dimensions: Inches (mm)

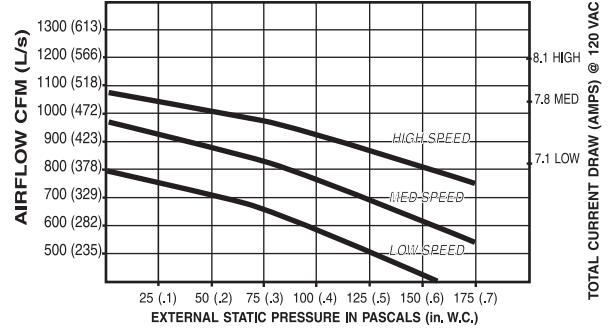
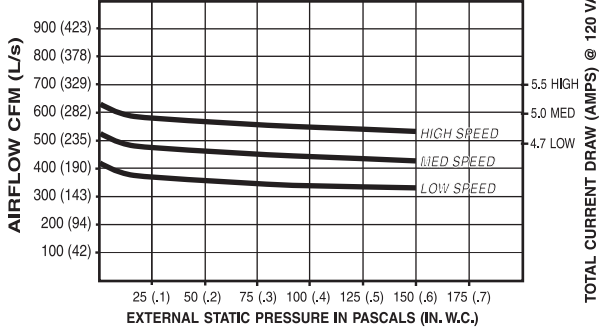


**700 ERV**

**1200 ERV**

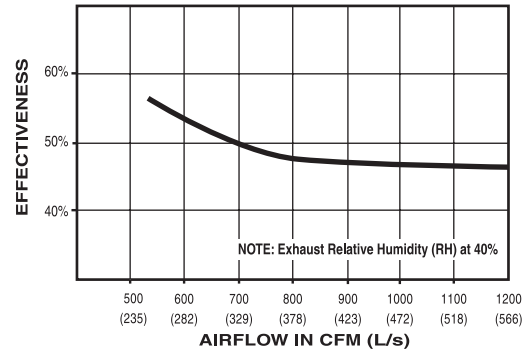
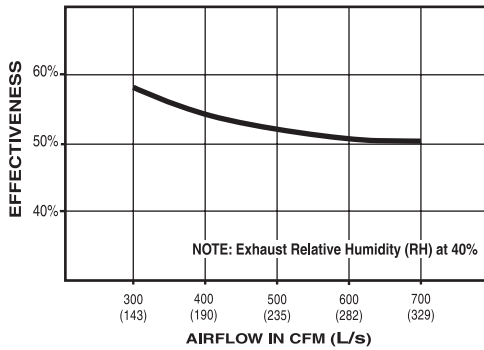
**PERFORMANCE AIRFLOWS (Each Air Stream)**

**PERFORMANCE AIRFLOWS (Each Air Stream)**



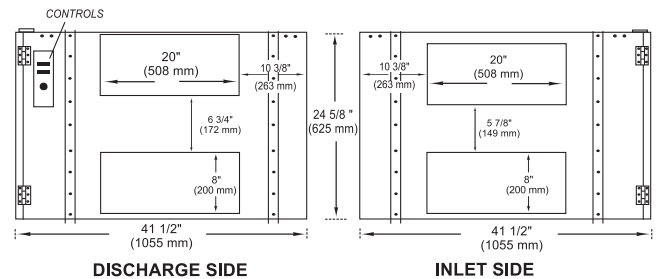
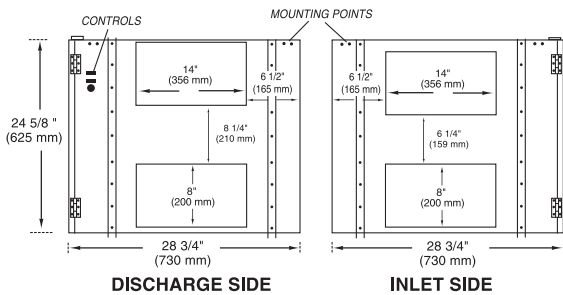
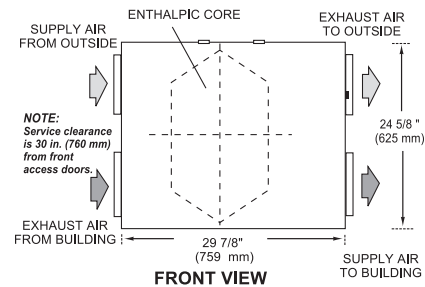
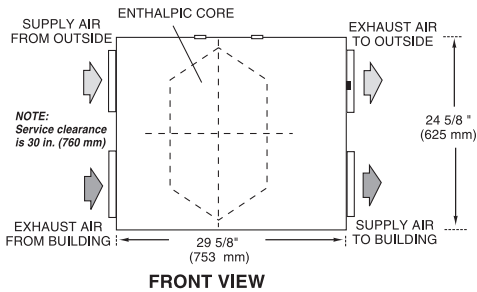
**TOTAL EFFECTIVENESS**

**TOTAL EFFECTIVENESS**



**Weight: 178lbs (81Kg)**  
**Dimensions: Inches (mm)**

**Weight: 191lbs (87Kg)**  
**Dimensions: Inches (mm)**






# COMMERCIAL

HEAT RECOVERY VENTILATORS

- Commercial Office Area
- Health Clubs & Spas
- Schools
- Portable Classrooms
- Day Care Centers
- Restaurants
- Night Clubs
- Beauty/Nail Salons
- Swimming Pool Enclosures
- Bingo Halls



Setting a new standard  
for energy efficient, clean air homes



Visit us at [www.lifebreath.com](http://www.lifebreath.com)

Manufacturer reserves the right to change specifications without notice.

98-COMM (10-10)






# LIFEBREATH®

INDOOR AIR SYSTEMS




## COMMERCIAL

HEAT RECOVERY VENTILATORS

### Model Selection

Model Description	Airflow cfm (L/s)					Effectiveness @ 0 °C	H x W x D (in) Performance Highlights
	.1 (25 Pa)	.2 (50 Pa)	.3 (75 Pa)	.4 (100 Pa)	.5 (125 Pa)		
 <b>500DCS</b> <b>500DCS-REV</b>	488 (229)	461 (217)	440 (207)	436 (205)	371 (174)	95%	18.75 x 49 x 28.25 Compact dual-core system. Ideal for applications requiring maximum recovery. Our largest unit with residential style microprocessor.
 <b>850FD</b> <b>850DD</b>	900 (425)	860 (406)	820 (387)	775 (366)	700 (330)	80%	24.625 x 46.75 x 41.5 Our largest dual-core system. Also ideal for applications requiring maximum recovery. Available with fan or damper defrost.
 <b>700FD</b> <b>700DD</b>	600 (282)	590 (278)	580 (274)	570 (269)	560 (264)	65%	24.625 x 29.625 x 28.75 31.25 X 30.5 X 28.75 (PLUS) Smaller version of our model 1200. Available with fan or damper defrost.
<b>700FDPLUS</b> <b>700DDPLUS</b>	780 (368)	750 (354)	740 (349)	720 (340)	700 (330)		
 <b>1200FD</b> <b>1200DD</b>	1175 (560)	1135 (525)	1075 (516)	1025 (494)	975 (470)	68%	24.625 x 29.875 x 41.5 31.25 X 30.5 X 41.75 (PLUS) Our most popular commercial HRV. Available with fan or damper defrost.
<b>1200FDPLUS</b> <b>1200DDPLUS</b>	1410 (665)	1350 (677)	1300 (614)	1225 (578)	1175 (555)		
 <b>700 POOL</b>	780 (368)	750 (354)	740 (349)	720 (340)	700 (330)	65%	31.25 X 30.5 X 28.75 (700 POOL) 31.25 X 30.5 X 41.75 (1200 POOL) The swimming pool ventilator uniquely solves the problem of humid stale air in the pool room during the heating season.
<b>1200 POOL</b>	1410 (665)	1350 (677)	1300 (614)	1225 (578)	1175 (555)		

### Model Selection

Model Description	Airflow cfm (L/s)					Effectiveness @ 0 °C	H x W x D (in) Performance Highlights
	.25 (62 Pa)	.5 (125 Pa)	.75 (187 Pa)	1.0 (250 Pa)	1.25 (312 Pa)		
 <b>1500IFD</b> <b>1500EFD</b>	1540 (727)	1540 (727)	1540 (727)	1540 (727)	1275 (602)	65%	IFD: 37 x 66.75 x 44 EFD: 41 X 69.5 X 46.5 (includes EFD base) Fan defrost. Available for interior or rooftop use.
 <b>2000IFD</b> <b>2000EFD</b>	2400 (1132)	2350 (1109)	2150 (1015)	2000 (944)	1750 (826)	65%	IFD: 39 x 66.75 x 57.25 EFD: 43 X 69.5 X 59.75 (includes EFD base) Fan defrost. Available for interior or rooftop use.
 <b>2500IFD</b> <b>2500EFD</b>	2685 (1262)	2655 (1248)	2571 (1208)	2500 (1175)	2320 (1094)	70%	IFD: 47 x 89.9 x 38.4 EFD: 47 x 89.9 x 38.4 (includes EFD base) Fan defrost. Available for interior or rooftop use.

Manufacturer reserves the right to change specifications without notice.

Setting a new standard  
for energy efficient, clean air homes



Visit us at [www.lifebreath.com](http://www.lifebreath.com)

98-COMM (10-10)



## Engineering Data

### CORES

Modular (4 section) patented aluminum heat recovery cores arranged for efficient cross-flow ventilation.

### MOTORS

Two PSC, 5 speed double shafted, 120 VAC, 3.1 Amps each (6.2 total on high speed). HP – 1/3, 1620 RPM. Watts – total on high speed – 610.

### FILTERS

Washable air filters in exhaust and supply air streams.

### BLOWERS

Centrifugal type rated at 530 cfm (250 L/s) free air delivery. Each air stream has two centrifugal blowers driven by two PSC motors.

### CONNECTION DUCT SIZES

Four – 14" x 8" (356mm x 200mm)

### MOUNTING

Unit to be set on support brackets hung by threaded rod type apparatus (brackets and rods not included).

### CASE

20 gauge pre-painted galvanized steel for superior corrosion resistance. Insulated with foil faced insulation duct liner where required to prevent exterior condensation. Drain connection, One – 1/2" (12mm) O.D.

### DEFROST

Supply bypass damper routes indoor air to defrost cores.

### CONTROLS & ELECTRONICS

The Lifestyle MAX Digital Control (99-DXPL01 included) can be wall mounted in a central location. Connects to (3 wire) 20 gauge wire (min.) 100' length. Features include:

- 5 speed operation on each mode
- 2 user selectable operational modes:  
Continuous ventilation, 20 ON / 40 OFF
- Humidity Control through dehumidistat
- Adjust. Dehumidistat function built into main wall control
- Built-in relay for interfacing to furnace

### OPTIONS

99-DET01 Digital Electronic Timer – 20/40/60 min

99-LS01 Lifestyle MAX Programmable Control

### WARRANTY

2 year limited.  
15 year HRV Core, 5 year ERV Core.

All units conform to CSA and UL Standards.

ISO  
9001  
REGISTERED

## 500 DCS / 500 DCS-REV

### PERFORMANCE

Net supply airflow in cfm (L/s) against external static pressure

E.S.P	cfm	L/s
@ 0.1" (25 Pa)	488	(229)
@ 0.2" (50 Pa)	461	(217)
@ 0.3" (75 Pa)	440	(207)
@ 0.4" (100 Pa)	436	(205)
@ 0.5" (125 Pa)	371	(174)
@ 0.6" (125 Pa)	326	(153)

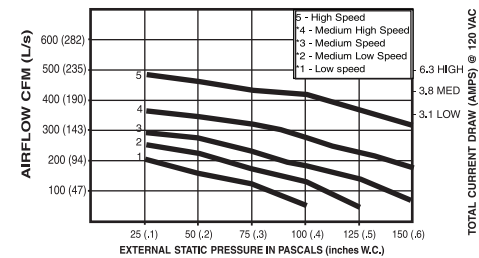
VAC @ 60HZ 120

WATTS / Low speed 187

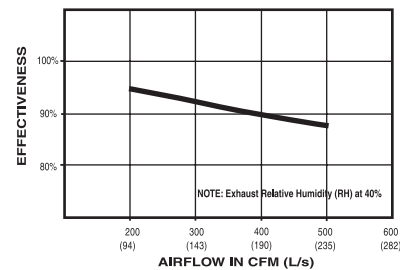
WATTS / High speed 610

Amp rating 2.9

### AIRFLOWS (Each Air Stream)

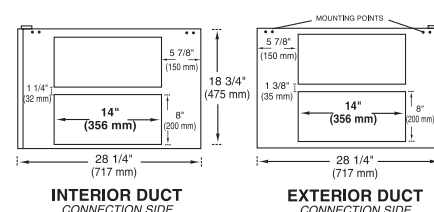
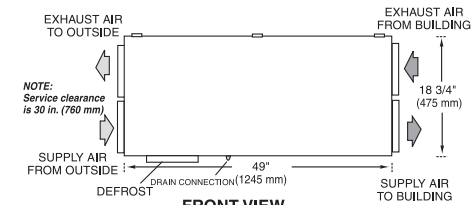


### TEMPERATURE EFFECTIVENESS



Weight: 178lbs (81Kg)

Dimensions: Inches (mm) (500 DCS-REV Shown)



## Engineering Data

### CORES

Modular (6 section) patented aluminum heat recovery cores arranged for efficient cross-flow ventilation.

### MOTORS

Two PSC, 3 speed double shafted, 120 VAC, 3.95 Amps each (7.9 total on high speed). HP – 1/4, 1625 RPM. Watts – total on high speed – 848.

### FILTERS

Washable air filters in exhaust and supply air streams.

### BLOWERS

Centrifugal type rated at 950 cfm (448 L/s) free air delivery. Each air stream has one double shafted motor driving a centrifugal blower.

### CONNECTION DUCT SIZES

Three – 20" x 8" (508mm x 200mm). Stale air intake – 26" x 8" (660mm x 200mm).

Model 850DD – additional 20" x 8" defrost port.

### MOUNTING

Unit to be set on support brackets hung by threaded rod type apparatus (brackets and rods not included).

### CASE

20 gauge pre-painted galvanized steel for superior corrosion resistance. Insulated with foil faced insulation duct liner where required to prevent exterior condensation. Drain connections, two – 1/2" (12mm) O.D.

### DEFROST

850 FD: Interrupts supply air while exhaust air defrosts core.

850 DD: Supply bypass routes indoor air to defrost core.

### CONTROLS & ELECTRONICS

Integrated microprocessor circuit board. Built-in interlock contacts. Automatic Self Test. Optional remote speed control.

### OPTIONS New

99-DET01	Digital Electronic Timer – 20/40/60 min
99-BC01	Lifestyle RNC Ventilation Control
99-DH01	Remote Wallmount Dehumidistat Control
99-500	3 Speed Control

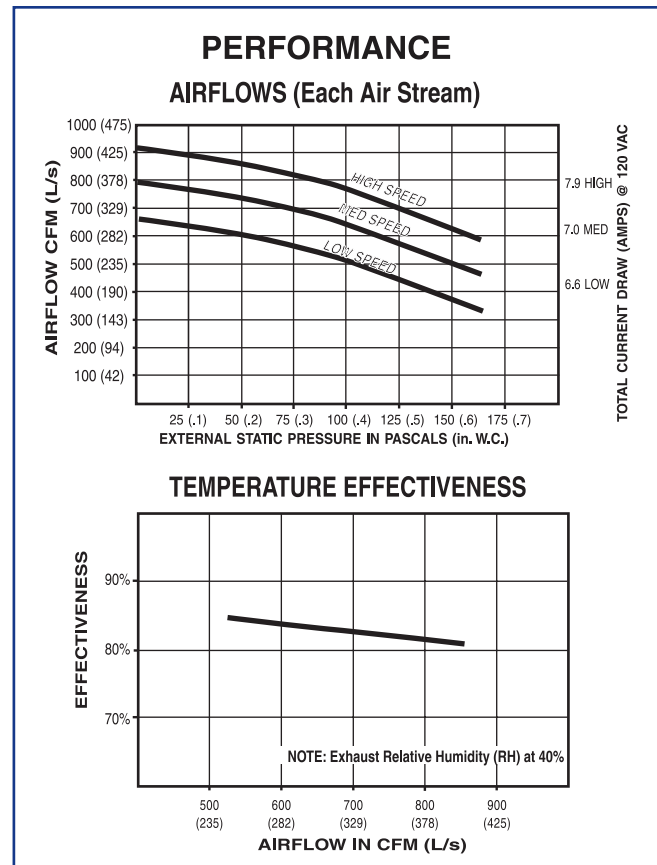
### WARRANTY

2 year limited.  
15 year HRV Core, 5 year ERV Core.

**ISO**  
**9001**  
REGISTERED

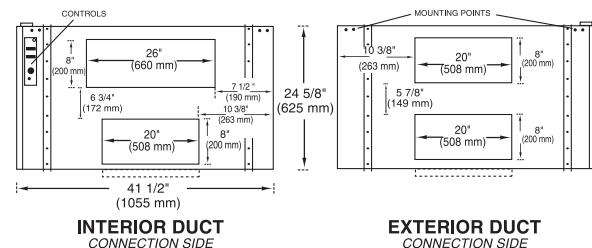
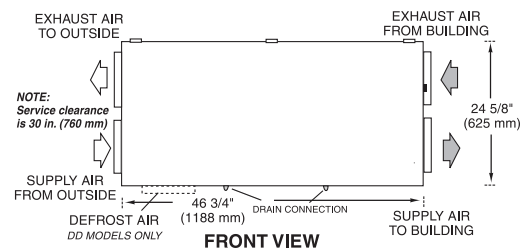
All units conform to CSA and UL Standards.

## 850 FD / 850 DD



Weight: 255lbs (116Kg)

Dimensions: Inches (mm)



## Engineering Data

### CORES

Modular (2 section) patented aluminum heat recovery cores arranged for efficient cross-flow ventilation.

### MOTORS

Two PSC, 3 speed single shafted, 120 VAC, 2.8 Amps each (5.6 total on high speed). HP – 1/5, 1625 RPM.  
Watts – total on high speed – 648.

### FILTERS

Washable air filters in exhaust and supply air streams.

### BLOWERS

Centrifugal type rated at 700 cfm (329 L/s) free air delivery. Each air stream has one single shafted motor driving a centrifugal blower.

### CONNECTION DUCT SIZES

Four – 14" x 8" (356mm x 200mm)

### MOUNTING

Unit to be set on support brackets hung by threaded rod type apparatus (brackets and rods not included).

### CASE

20 gauge pre-painted galvanized steel for superior corrosion resistance. Insulated with foil faced insulation duct liner where required to prevent exterior condensation. Drain connections, two – 1/2" (12mm) O.D.

### DEFROST

**700 FD:** Interrupts supply air while exhaust air defrosts core.

**700 DD:** Supply bypass routes indoor air to defrost core.

### CONTROLS & ELECTRONICS

Integrated microprocessor circuit board. Built-in interlock contacts. Automatic Self Test. Optional remote speed control.

### OPTIONS

- 99-DET01 Digital Electronic Timer – 20/40/60 min
- 99-BC01 Lifestyle RNC Ventilation Control
- 99-DH01 Remote Wallmount Dehumidistat Control
- 99-500 3 Speed Control

### WARRANTY

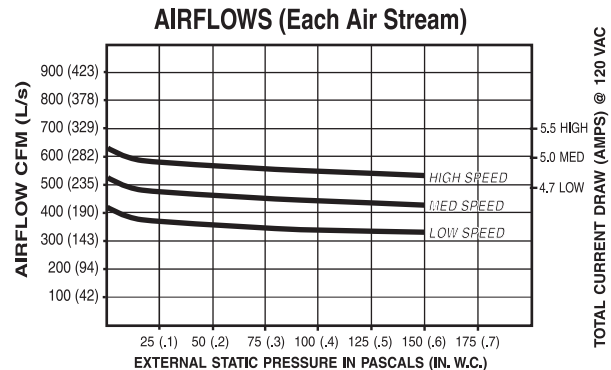
2 year limited.  
15 year HRV Core, 5 year ERV Core.



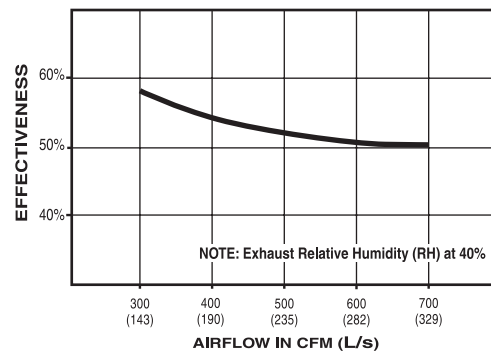
All units conform to CSA and UL Standards.

## 700 FD / 700 DD

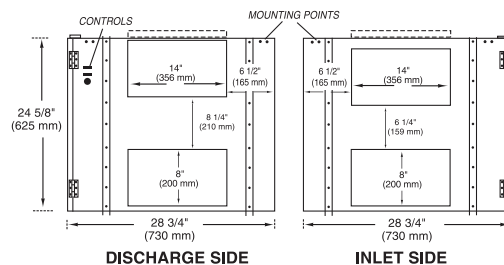
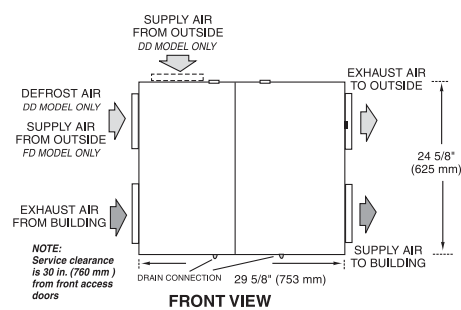
### PERFORMANCE



### TOTAL EFFECTIVENESS



Weight: 142lbs (64.4Kg)  
Dimensions: Inches (mm)



## Engineering Data

### CORES

Modular (2 section) patented aluminum heat recovery cores arranged for efficient cross-flow ventilation.

### MOTORS

Two PSC, 3 speed single shafted, 120 VAC, 4.5 Amps each (9 total on high speed). HP – 1/4, 1450 RPM. Watts – total on high speed – 1032.

### FILTERS

Washable air filters in exhaust and supply air streams.

### BLOWERS

Centrifugal type rated at 700 cfm (329 L/s) @ .5 in w.c. Each air stream has one single shafted motor driving a centrifugal blower.

### CONNECTION DUCT SIZES

Four – 14" x 8" (356mm x 200mm)

### MOUNTING

Unit to be set on support brackets hung by threaded rod type apparatus (brackets and rods not included).

### CASE

20 gauge pre-painted galvanized steel for superior corrosion resistance. Insulated with foil faced insulation duct liner where required to prevent exterior condensation. Drain connections, two – 1/2" (12mm) O.D.

### DEFROST

**700 FD PLUS:** Interrupts supply air while exhaust air defrosts core.

**700 DD PLUS:** Supply bypass routes indoor air to defrost core.

### CONTROLS & ELECTRONICS

Integrated microprocessor circuit board. Built-in interlock contacts. Automatic Self Test. Optional remote speed control.

### OPTIONS

- 99-DET01 Digital Electronic Timer – 20/40/60 min
- 99-BC01 Lifestyle RNC Ventilation Control
- 99-DH01 Remote Wallmount Dehumidistat Control
- 99-500 3 Speed Control

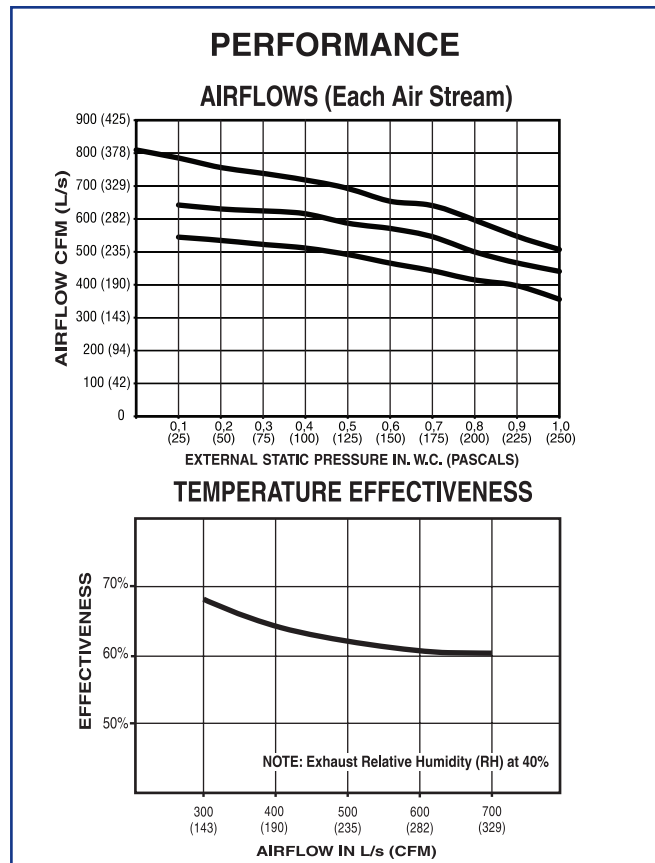
### WARRANTY

2 year limited.  
15 year HRV Core, 5 year ERV Core.



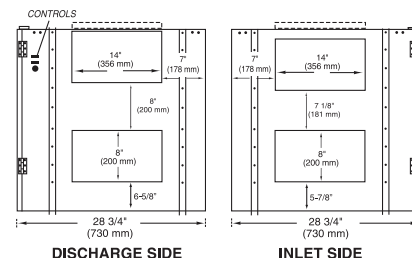
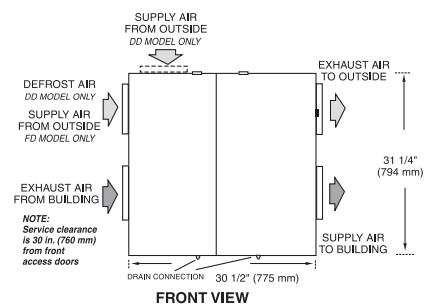
All units conform to CSA and UL Standards.

## 700 FD PLUS / 700 DD PLUS



Weight: 155lbs (70Kg)

Dimensions: Inches (mm)





**Engineering Data**

**CORES**

Modular (3 section) patented aluminum heat recovery cores arranged for efficient cross-flow ventilation.

**MOTORS**

Two PSC, 3 speed double shafted, 120 VAC, 4 Amps each (8.1 total on high speed). HP – 1/4, 1625 RPM. Watts – total on high speed – 972.

**FILTERS**

Washable air filters in exhaust and supply air streams.

**BLOWERS**

Centrifugal type rated at 1200 cfm (566 L/s) @ .5 in w.c. Each air stream has one double shafted motor driving a centrifugal blower.

**CONNECTION DUCT SIZES**

Four – 20" x 8" (508mm x 200mm)

**MOUNTING**

Unit to be set on support brackets hung by threaded rod type apparatus (brackets and rods not included).

**CASE**

20 gauge pre-painted galvanized steel for superior corrosion resistance. Insulated with foil faced insulation duct liner where required to prevent exterior condensation. Drain connections, two – 1/2" (12mm) O.D.

**DEFROST**

**1200 FD:** Interrupts supply air while exhaust air defrosts core

**1200 DD:** Supply bypass routes indoor air to defrost core.

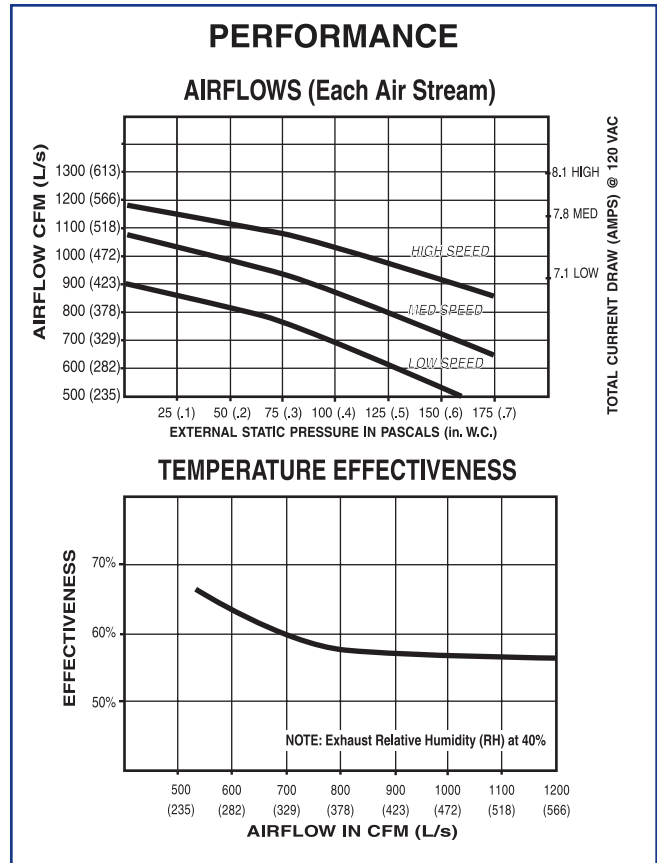
**CONTROLS & ELECTRONICS**

Integrated microprocessor circuit board. Built-in interlock contacts. Automatic Self Test. Optional remote speed control.

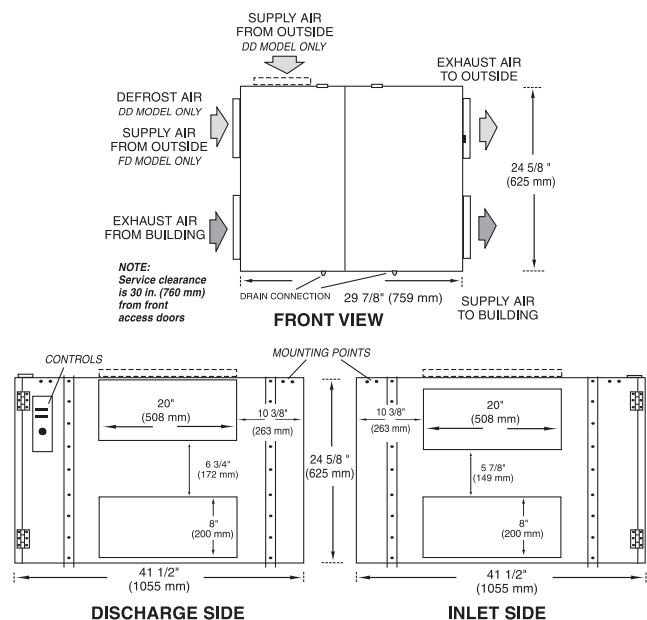
**OPTIONS**

- 99-DET01 Digital Electronic Timer – 20/40/60 min
- 99-BC01 Lifestyle RNC Ventilation Control
- 99-DH01 Remote Wallmount Dehumidistat Control
- 99-500 3 Speed Control

**1200 FD / 1200 DD**



**Weight: 191lbs (87Kg)**  
**Dimensions: Inches (mm)**



**WARRANTY**

2 year limited.  
15 year HRV Core, 5 year ERV Core.



All units conform to CSA and UL Standards.

## Engineering Data

### CORES

Modular (3 section) patented aluminum heat recovery cores arranged for efficient cross-flow ventilation.

### MOTORS

Two PSC, 3 speed double shafted, 120 VAC, 9.4 Amps each (18.8 total on high speed).  
HP – 1/2, 1625 RPM. Watts – total on high speed – 2256.

### FILTERS

Washable air filters in exhaust and supply air streams.

### BLOWERS

Centrifugal type rated at 1200 cfm (566 L/s) @.5 in w.c. Each air stream has one double shafted motor driving a centrifugal blower.

### CONNECTION DUCT SIZES

Four – 20" x 8" (508mm x 200mm)

### MOUNTING

Unit to be set on support brackets hung by threaded rod type apparatus (brackets and rods not included).

### CASE

20 gauge pre-painted galvanized steel for superior corrosion resistance. Insulated with foil faced insulation duct liner where required to prevent exterior condensation. Drain connections, two – 1/2" (12mm) O.D.

### DEFROST

**1200 FD PLUS:** Interrupts supply air while exhaust air defrosts core.

**1200 DD PLUS:** Supply bypass routes indoor air to defrost core.

### CONTROLS & ELECTRONICS

Integrated microprocessor circuit board. Built-in interlock contacts. Automatic Self Test. Optional remote speed control.

### OPTIONS

- 99-DET01 Digital Electronic Timer – 20/40/60 min
- 99-BC01 Lifestyle RNC Ventilation Control
- 99-DH01 Remote Wallmount Dehumidistat Control
- 99-500 3 Speed Control

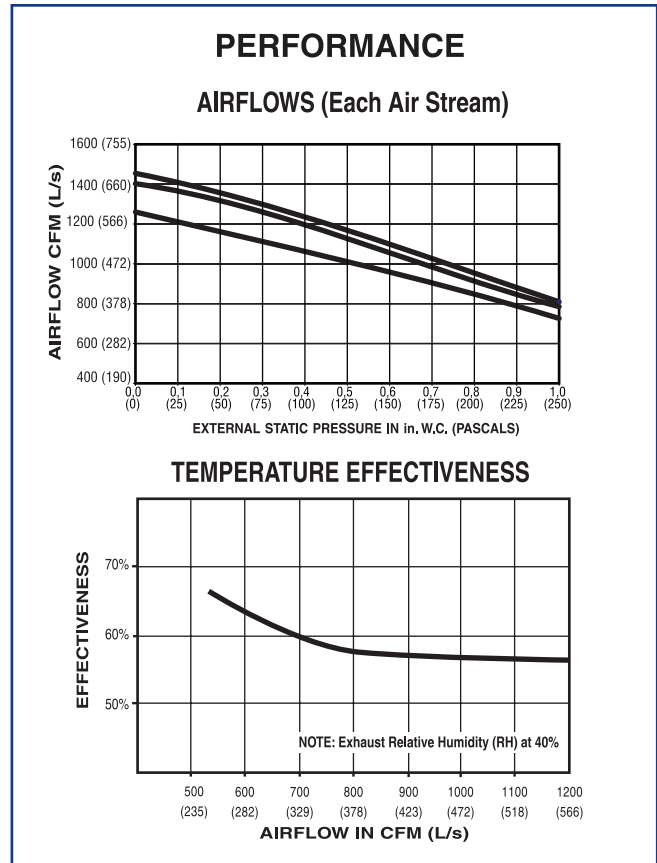
### WARRANTY

2 year limited.  
15 year HRV Core, 5 year ERV Core.

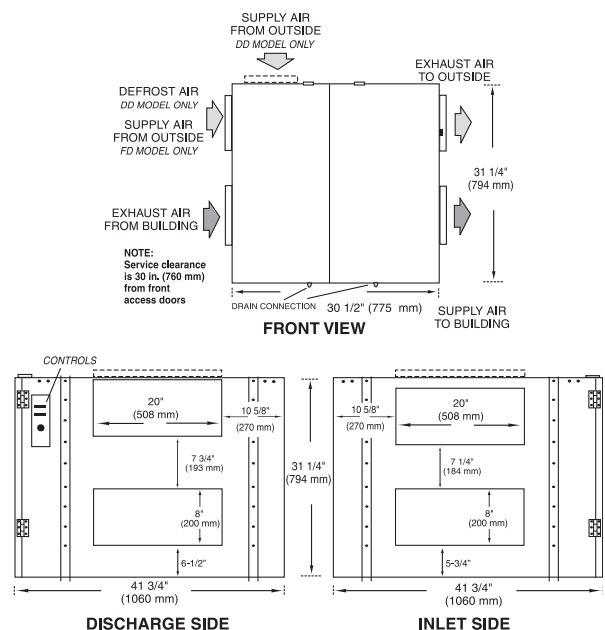


All units conform to CSA and UL Standards.

## 1200 FD PLUS / 1200 DD PLUS



Weight: 191lbs (87kg)  
Dimensions: Inches (mm)



## Engineering Data

### 1500 IFD / 1500 EFD

#### AIRFLOW

1500 cfm (705 L/s) at 1.0" wg ESP.

#### PERFORMANCE

65% effective at 1500 cfm (705 L/s).

#### CORES

Six patented aluminum heat recovery cores arranged for efficient cross-flow ventilation.

#### MOTORS

Two single shaft ECM variable speed, 208/240V, 9.1 Amps, 1 ph, 1 hp, (18.2 amps total).

#### BLOWERS

Two direct drive centrifugal blowers, one per airstream.

#### FILTERS

Two – 20" x 16" x 2" (508mm x 406mm x 50 mm) pleated filters in each airstream. MERV 6.

#### CONNECTION DUCT SIZES

1500 IFD: Four – 18" x 18" (457mm x 457mm).  
 1500 EFD: Two 19" x 16" (482mm x 406mm) to and from building, under cabinet. Two 18" x 17" (457mm x 431mm) hoods included on side of cabinet, with washable screens.

#### CABINET

20 gauge powder-coated galvanized steel 1" (25mm) thick. Elastomeric insulation.

#### DEFROST

Factory set defrost time. Supply motor is shut off while exhaust air defrosts core.

#### DRAIN

Two powder coated steel drain pans with 1/2" (12mm) O.D. drain connections.

#### MOUNTING

Rooftop mounted on optional roof curb. (Part No. 53-1500)

#### CONTROLS & FUNCTION

Integrated microprocessor circuit board. Three independently adjustable motor speeds.

#### OPTIONS

99-DETO1	Digital Electronic Timer – 20/40/60 min
99-BC01	Lifestyle RNC Ventilation Control
99-DH01	Remote Wallmount Dehumidistat Control
99-500	3 Speed Control

#### WARRANTY

2 year limited.  
 15 year HRV Core, 5 year ERV Core.



All units conform to CSA and UL Standards.

## Engineering Data

### 2000 IFD / 2000 EFD

#### AIRFLOW

2000 cfm (940 L/s) at 1.0" wg ESP.

#### PERFORMANCE

65% effective at 2000 cfm (940 L/s).

#### CORES

Eight patented aluminum heat recovery cores arranged for efficient cross-flow ventilation.

#### MOTORS

Two PSC. 2 hp, 1 ph, single speed, single shaft, 208/240VAC, 9.0 Amps (18 total).  
 Optional 460 V, 570 V, 3 phase

#### BLOWERS

Two belt drive centrifugal blowers with adjustable pulleys, one per airstream.

#### FILTERS

Two – 16" x 25" x 2" (406mm x 635mm x 50 mm) pleated filters in each airstream.

#### CONNECTION DUCT SIZES

2000 IFD: Four – 18" x 22" (457mm x 558mm).  
 2000 EFD: Two 20" x 19" (508mm x 482mm) hoods included with washable screens. Two 25" x 16" (635mm x 406mm) connections to and from building, under cabinet.

#### CABINET

20 gauge powder-coated galvanized steel exterior for superior corrosion resistance. Unit includes metal lined sides and roof panels with 2" fiberglass insulation (R8) between linings.

#### DEFROST

Factory set defrost time. Supply motor is shut off while exhaust air defrosts core.

#### DRAIN

Two powder coated galvanized steel drain pans with 1/2" (12mm) O.D. drain connections.

#### MOUNTING

2000 IFD: Unit to be set on support brackets hung by threaded rod type apparatus (brackets / rods not included).  
 2000 EFD: Optional roof curb. Part No. 53-2007.

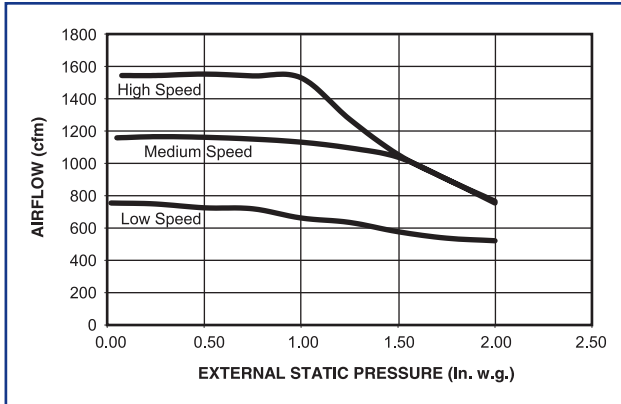
#### CONTROLS & FUNCTION

Integrated microprocessor circuit board.

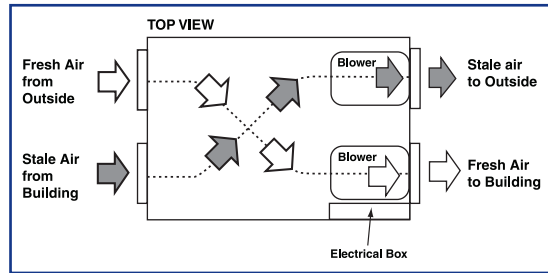
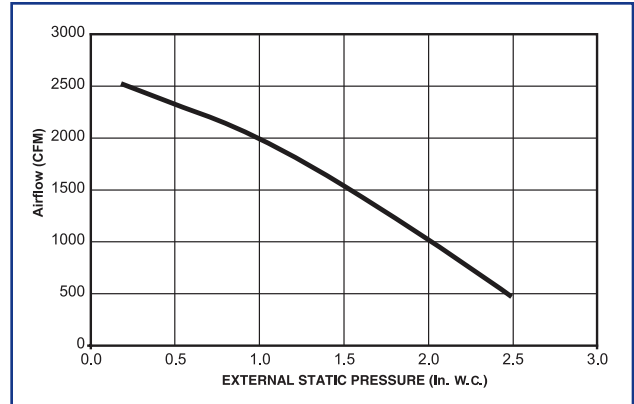
#### OPTIONS

99-DETO1	Digital Electronic Timer – 20/40/60 min
99-BC01	Lifestyle RNC Ventilation Control
99-DH01	Remote Wallmount Dehumidistat Control

## 1500 IFD / 1500 EFD



## 2000 IFD / 2000 EFD

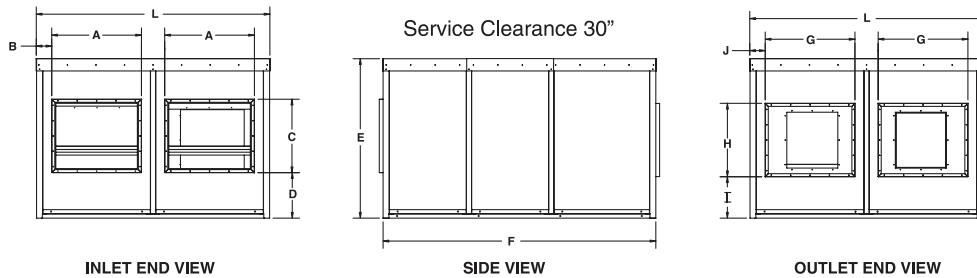


### Dimensions 1500 IFD: Weight: 480lbs (218Kg)

	A	B	C	D	E	F	G	H	I	J	L
Inches	18	2.5	18	12	37	66.75	18	18	10.25	2.5	44
mm	457	64	457	305	940	1695	457	457	260	64	1118

### Dimensions 2000 IFD: Weight: 750lbs (340Kg)

	A	B	C	D	E	F	G	H	I	J	L
Inches	22	3.75	18	11.25	39	66.75	22	18	10.25	3.75	57.25
mm	559	95	457	286	991	1695	559	457	260	95	1454

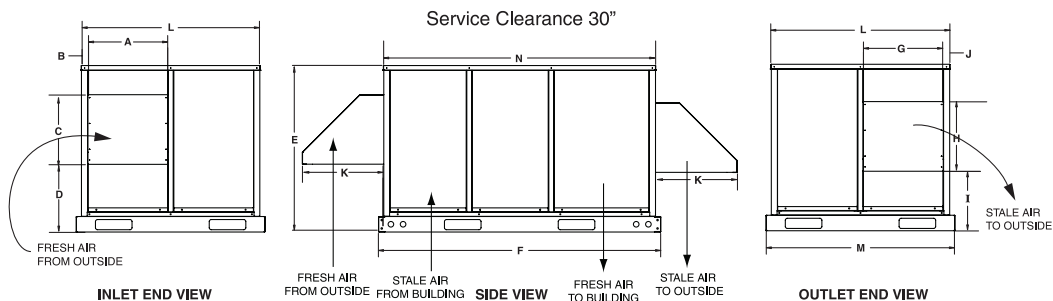


### Dimensions 1500 EFD: Weight: 480lbs (218Kg)

	A	B	C	D	E	F	G	H	I	J	K	L	M	N
Inches	20	1.5	17	16.5	41	69.5	20	17	14.5	1.5	20	44	46.5	67
mm	508	38	432	419	1041	1765	508	432	368	39	508	1118	1181	1702

### Dimensions 2000 EFD: Weight: 750lbs (340Kg)

	A	B	C	D	E	F	G	H	I	J	K	L	M
Inches	24	3	19	14.75	43	69.5	24	19	13.75	3	20	57.25	59.75
mm	610	76	483	375	1092	1765	610	483	349	76	508	1454	1518





## Engineering Data

### AIRFLOW

2500 cfm (1175 L/s) at 1.0" wg ESP.

### PERFORMANCE

70% effective at 2500 cfm (1172 L/s).

### CORES

Single aluminum sensible heat recovery core. Plate-to-plate type. Slides out of either side of cabinet for service.

### MOTORS

Two single shaft PSC, 208/230V, 5.1 Amps, 1hp, 1ph, 3 speed motor (2 speeds selectable)

### BLOWERS

Two direct-drive centrifugal blowers, one per air stream.

### FILTERS

Two – 18" x 24" (457mm x 610mm) 4-inch pleated filters in each air stream.

### CONNECTION DUCT SIZES

Four – 24" x 16" (610mm x 406mm).

### CABINET

20 gauge powder-coated galvanized steel exterior for superior corrosion resistance. 16 gauge galvanized frame, insulated with 1" fiberglass insulation to prevent condensation.

### DEFROST

Factory set defrost time. Supply motor is shut off while exhaust air defrosts core. Two defrost times available.

### DRAIN

Two stainless steel drain pans with 1/2" (12mm) NPT drain spouts.

### MOUNTING

Unit can be set on floor or support brackets hung by threaded rod type apparatus. Brackets and rods not included.

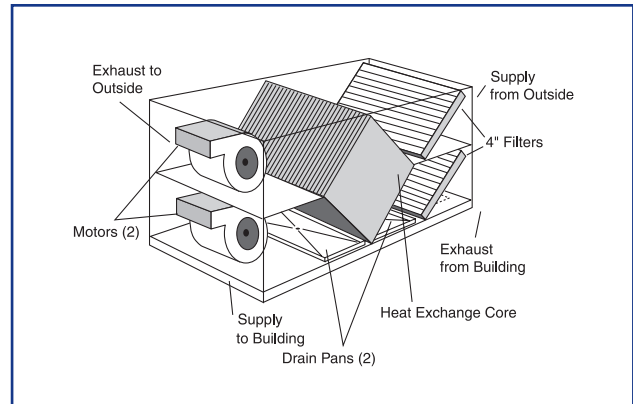
### CONTROLS & FUNCTION

Integrated microprocessor circuit board, optional remote 2 speed control, built in interlock contacts.

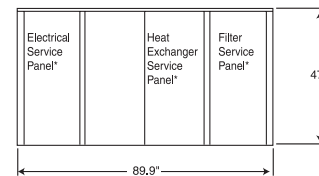
### OPTIONS

- 99-DETO1 Digital Electronic Timer – 20/40/60 min
- 99-BC01 Lifestyle RNC Ventilation Control
- 99-DH01 Remote Wallmount Dehumidistat Control
- 99-500 3 Speed Control

## 2500 IFD

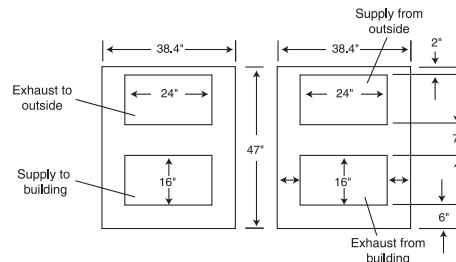


**Weight: 700lbs (318Kg)**  
**Dimensions: Inches (mm)**



SIDE VIEW

\*NOTE: Removable service access panels on both sides of 2500IFD cabinet.



FRONT VIEW BACK VIEW

Service clearance - 42" on electrical panel side

## WARRANTY

**2 year limited.**  
**15 year HRV Core, 5 year ERV Core.**

All units conform to CSA and UL Standards.



## Engineering Data

### AIRFLOW

2500 cfm (1175 L/s) at 1.0" wg ESP.

### PERFORMANCE

70% effective at 2500 cfm (1172 L/s).

### CORES

Single aluminum sensible heat recovery core. Plate-to-plate type. Slides out of either side of cabinet for service.

### MOTORS

Two single shaft PSC, 208/230V, 5.1 Amps, 1hp, 1ph, 3 speed motor (2 speeds selectable)

### BLOWERS

Two direct-drive centrifugal blowers, one per air stream.

### FILTERS

Two – 18" x 24" (457mm x 610mm) 4-inch pleated filters in each air stream.

### CONNECTION DUCT SIZES

Two - 24" x 16" (610mm x 406mm) to and from the building, under cabinet. Two 28" x 18" (711mm x 457mm) hoods, included on side of cabinet with screens.

### CABINET

20 gauge powder-coated galvanized steel exterior for superior corrosion resistance. 16 gauge galvanized frame, insulated with 1" fiberglass insulation to prevent condensation.

### DEFROST

Factory set defrost time. Supply motor is shut off while exhaust air defrosts core. Two defrost times available.

### DRAIN

Two stainless steel drain pans with 1/2" (12mm) NPT drain spouts.

### MOUNTING

Rooftop mounted on optional roof curb. Part No. 53-2500.

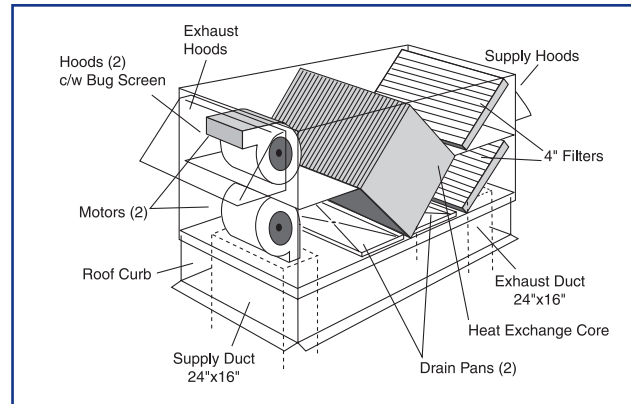
### CONTROLS & FUNCTION

Integrated microprocessor circuit board, optional remote 2 speed control, built in interlock contacts.

### OPTIONS

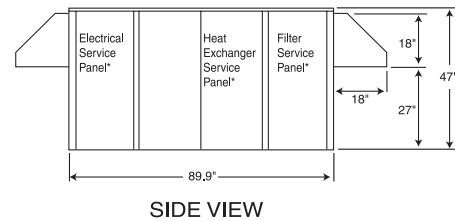
- 99-DET01 Digital Electronic Timer – 20/40/60 min
- 99-BC01 Lifestyle RNC Ventilation Control
- 99-DH01 Remote Wallmount Dehumidistat Control
- 99-500 3 Speed Control

## 2500 EFD

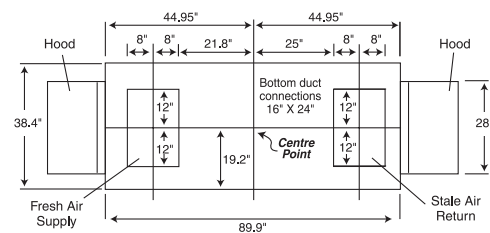


**Weight: 700lbs (318Kg)**  
**Dimensions: Inches (mm)**

\*NOTE: Roof curb is one inch smaller than outside dimensions of cabinet.



\*NOTE: Removable service access panels on both sides of 2500EFD cabinet.



Service clearance - 42" on electrical panel side

### WARRANTY

**2 year limited.**  
**15 year HRV Core, 5 year ERV Core.**

All units conform to CSA and UL Standards.

**ISO**  
**9001**  
REGISTERED

## Engineering Data

### 700 POOL / 1200 POOL

#### CORES

Modular (2 section-model 700 / 3 section-model 1200) patented aluminum heat recovery cores arranged for efficient cross-flow ventilation. Meets the flame spread and smoke developed classifications of the National Building Code and NFPA 90A (1993 Edition).

#### MOTORS

**700 POOL:** Two PSC, 3 speed single shafted, 120 VAC, 4.5 Amps each (9 total on high speed). HP - 1/4, 1450 RPM.

**1200 POOL:** Two PSC, 3 speed double shafted, 120 VAC, 9.4 Amps each (18.8 total on high speed). HP - 1/2, 1625 RPM.

#### FILTERS

Washable air filters in exhaust and supply air streams.

#### BLOWERS

**700 POOL:** Each air stream has one single shafted motor driving a centrifugal blower.

**1200 POOL:** Each air stream has one double shafted motor driving 2 centrifugal blowers.

#### CONNECTION DUCT SIZES

**700 POOL:** Five - 14" x 8" H (356 mm x 200 mm).

**1200 POOL:** Five - 20" x 8" H (305 mm x 200 mm).

#### MOUNTING

Unit to be set on brackets or suspended by threaded rod. (brackets and rod not provided).

#### CASE

Prepainted galvanized steel for superior corrosion resistance. Insulated with closed cell foam insulation where required to prevent exterior condensation. Drain connections; two - 1/2" (12 mm) O.D.

#### CONTROLS & FUNCTION

Integrated microprocessor circuit board. Built-in interlock contacts. Includes remote dehumidistat (Part# 99-DH01). Optional 20/40/60 Minute timer (Part# 99-DET01).

#### DEFROST

Supply bypass routes indoor air to defrost core.

#### WEIGHT

**700 POOL:** Weight 155 lbs. (70 kg).

**1200 POOL:** Weight 210 lbs. (95 kg).

#### WARRANTY

All units carry a 15 year warranty on the heat recovery cores and a 2 year replacement parts warranty.

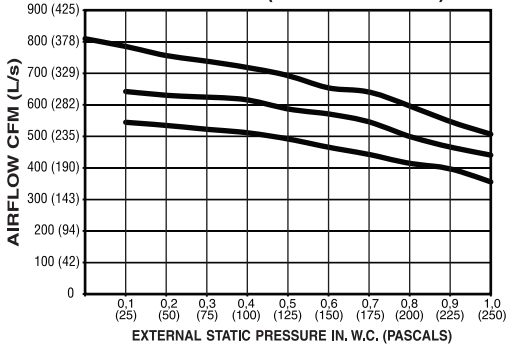
All units conform to CSA and UL Standards.



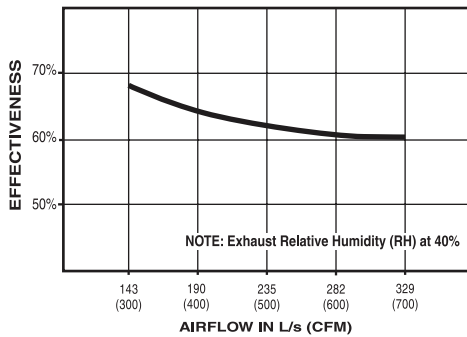
**700 POOL**

**PERFORMANCE**

**AIRFLOWS (Each Air Stream)**



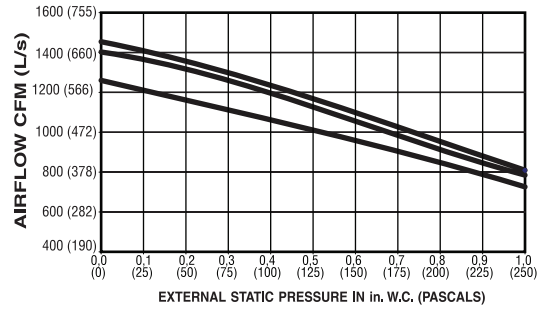
**TEMPERATURE EFFECTIVENESS**



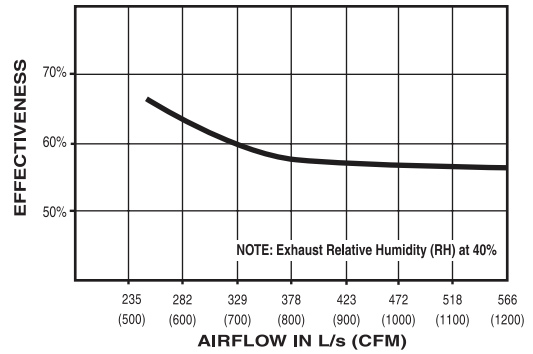
**1200 POOL**

**PERFORMANCE**

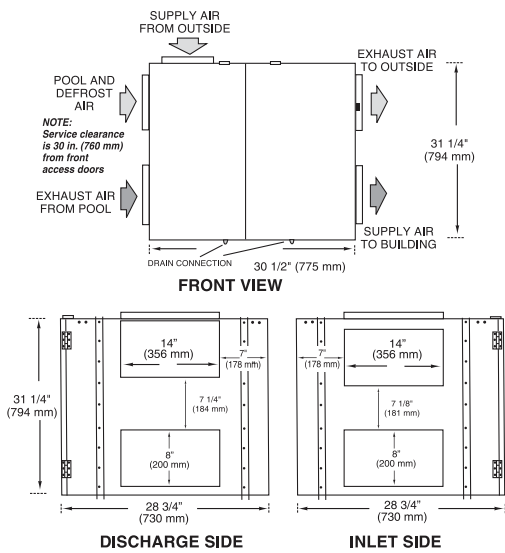
**AIRFLOWS (Each Air Stream)**



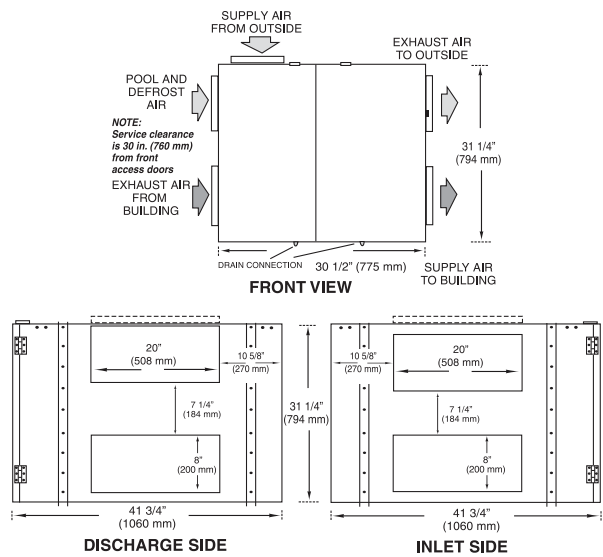
**TEMPERATURE EFFECTIVENESS**



**Weight: 155lbs (70Kg)**  
**Dimensions: Inches (mm)**



**Weight: 210lbs (95Kg)**  
**Dimensions: Inches (mm)**





**LIFEBREATH**<sup>®</sup>  
INDOOR AIR SYSTEMS

# TFP 3000 HEPA

AIR CLEANER



Setting a new standard  
for energy efficient, clean air homes



Visit us at [www.lifebreath.com](http://www.lifebreath.com)

Manufacturer reserves the right to change specifications without notice.

TFP 3000 HEPA  
Air Cleaner

**Engineering Data**

**MOTOR AND BLOWER**

2 speed, high efficiency PSC Motor - 150 cfm/75 cfm.  
110 watts - 120 VAC - standard three prong plug to receptacle. The TFP is equipped with a standard power cord 5'5" (1.6 meters) long.

**OFF/LOW/HIGH SPEED SELECTOR SWITCH**

Select 75 cfm (Low) or 150 cfm (High).

**AIRFLOW**

150cfm @ .4" WC (High Speed)  
75 cfm @ .4" WC (Low Speed)

**COLLECTORS**

One replaceable TFP collector and one replaceable HEPA filter

- Easy to remove for cleaning and replacement
- Annual inspection recommended

**CASE**

Twenty gauge prepainted galvanized steel for superior corrosion resistance

**WEIGHT**

55 lbs. (24.4 Kgs)

**ELECTRICAL CODES**

Conforms to CSA and UL standards

**MOUNTING THE WHOLE HOME TFP - VERY FLEXIBLE**

- Mount to the furnace return
- Mount between the HRV and the furnace
- Hang from a joist and duct to the furnace

**REPLACEMENT OPTIONS**

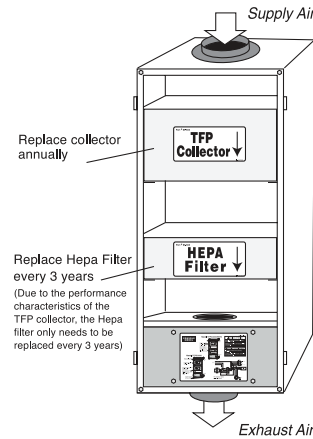
65-503R - One replacement TFP collector  
65-502R - One replacement HEPA filter

**Optional Installation Kit: Part # 99-TFP**

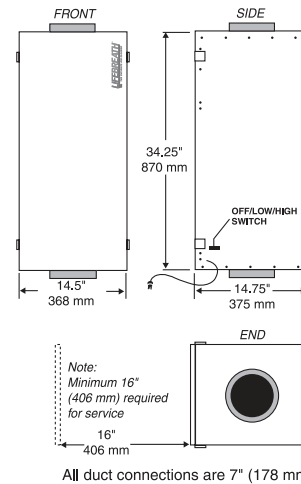
Includes:

- Two 7" duct connection collars
- 12.5' of 7" non-insulated flex duct
- Four nylon duct zip ties

**TFP 3000 HEPA**



**Dimensions: Inches (mm)**



<b>TFP3000 HEPA</b>	
<b>Particle Size (microns)</b>	<b>Percentage Caught</b>
> 0.3	99.97%

**WARRANTY**

**Five year warranty on all replacement parts except the collectors/filters.**


Conforms to CSA and UL Standards.



**TFP 3000 HEPA**  
Air Cleaner




# CLEAN AIR FURNACE



**Lifebreath Clean Air Furnace combines the benefits of an air exchanger with a heating system.**

**Breathe new life into your home!**



Setting a new standard for energy efficient, clean air homes



Visit us at [www.lifebreath.com](http://www.lifebreath.com)

Manufacturer reserves the right to change specifications without notice.

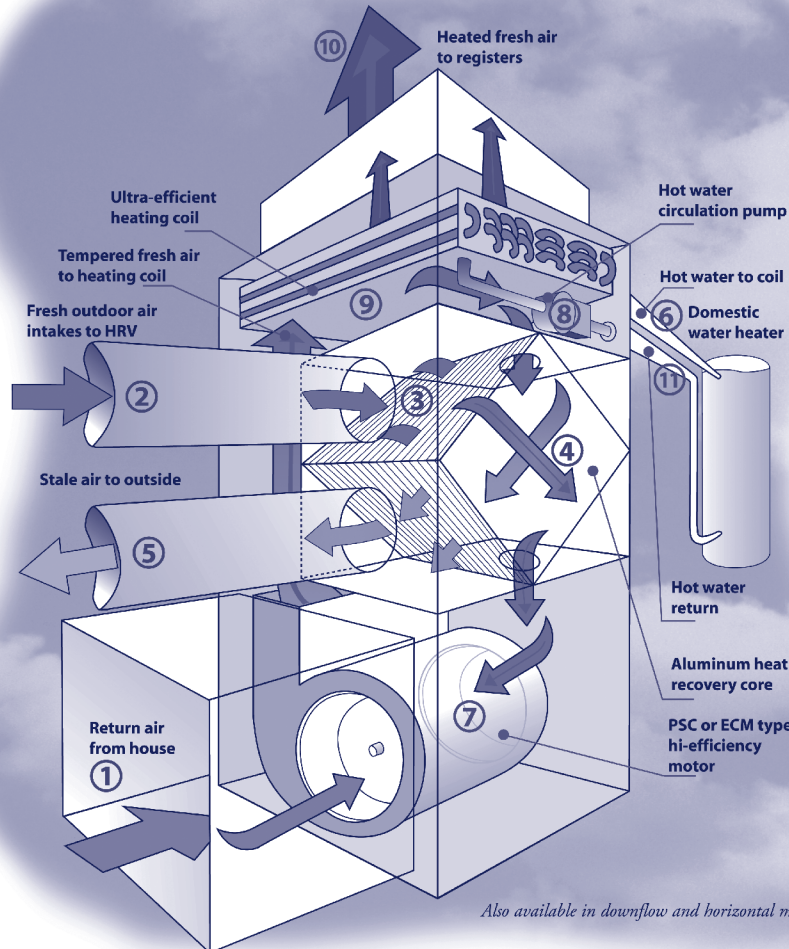
CAF  
Hydronic



## Indoor comfort in a small package

The patented Lifebreath Clean Air Furnace (hydronic model) combines the fresh air benefits of the Heat Recovery Ventilator (HRV) with the comfort and efficiency of the water heater and air handler. This combination heating system provides constant

ventilation and a steady stream of warm air for the healthiest, most comfortable home environment possible. This occurs with a system efficiency of up to 90%.



*Also available in downflow and horizontal models*

### Fresh air for your home:

1. Warm, stale air from the home is returned to the Lifebreath Clean Air Furnace.
2. Outdoor air travels through the fresh air intake and is brought into the aluminum heat recovery core.
3. The fresh and stale air pass through opposite sides of the HRV's aluminum heat exchange core.
4. Heat from the stale air is transferred to the fresh air.
5. Stale indoor air is exhausted outside.

### Meanwhile, in Lifebreath's ultra-efficient heating coil:

6. Hot water is sent from the water heater or boiler to the furnace heating coil.

7. A PSC type high-efficiency fan motor blows the tempered fresh air from the HRV into the coil. \*ECM upgrade recommended for maximum energy savings.
8. The circulation pump distributes hot water through the coil.
9. The circulating hot water heats the air to the desired temperature.
10. Warm, fresh air is distributed to registers throughout the house.
11. The hot water travels through the coil and returns to the water heater or boiler.

The heat recovery core works year-round to ensure that your home is always fresh, while the heating function operates only when required. Enjoy the comfort, convenience, and economy of a Lifebreath Clean Air Furnace. Hot water remains potable for domestic use when connecting to the water heater.



# A fresh new heating concept

## Benefits for your health and your pocketbook

The Lifebreath Clean Air Furnace creates a healthier, more comfortable home environment while lowering energy bills. In conjunction with a high-efficiency water heater, this combination system can achieve 90%+ Combined Annual Efficiency (CAE) ratings.



### Quiet, Clean, Hydronic Heat

The Lifebreath CAF distributes a steady stream of uniform, temperate air throughout the home. This provides a more comfortable environment than conventional furnaces, which emit periodic bursts of very hot air. The CAF heating coil is sized to meet warm air demand in the coldest months.

Lifebreath operates safely and quietly. Instead of the periodic bursts of hot air distributed by conventional furnaces, a steady stream of warm air is released throughout the house - reducing drafts and creating a more even temperature distribution. With a Clean Air Furnace, the atmosphere in your home will be noticeably improved.



### Efficiency brings Economy

The Lifebreath water heater/air handler concept minimizes fuel consumption. In conjunction with a high-efficiency water heater, the CAF can achieve 90%+ CAE ratings, making it among the most efficient systems available. You'll reap benefits every month with lower utility bills.

### Combat asthma and other respiratory problems

Today's homes are built to promote energy efficiency. This "air-tight" construction lowers heating bills, but it also restricts the flow of fresh air into the house. The Environmental Protection Agency estimates the number of pollutants found in indoor air to be as much as 70 times greater than outdoors, even in urban areas. An increase in the levels of pollen, dust, insect dander, tobacco smoke and other pollutants in indoor air has been blamed for a doubling of the incidence of asthma and allergies in children and adults over the past 15 years.



### Fresh Air Ventilation for Monthly Savings

The Lifebreath CAF costs about the same as high-efficiency furnaces that don't provide whole house ventilation, while the HRV achieves significant energy savings.


### Safer than Ever

By eliminating the need for gas or oil flames, fumes, or flue gases, the Lifebreath CAF ensures that safety is never an issue. Because it doesn't require a flue, installation costs can be lowered by up to \$500.



### No Shoehorn Required

The compact dimensions and flexible duct connections of the Lifebreath CAF make it easy-to-install in new or existing homes, as well as condominiums.



No longer do you need to sacrifice your health for low energy costs. Lifebreath offers a solution to protect your family from the pollutants in your home while reducing heating and air conditioning costs. The high-efficiency Clean Air Furnace has a built-in heat recovery ventilator (HRV) that replaces stale air with fresh.



### Long-term Reliability

The clean operation of the Lifebreath CAF ensures a long life. Lifebreath provides a lifetime warranty on the aluminum heat recovery core and a five-year replacement parts warranty on all other components.

The HRV removes stale, contaminated air from inside the house to the outdoors. At the same time, it draws fresh, oxygen-laden air from outside and distributes it throughout the house.

### Easy Maintenance

The Lifebreath CAF is designed as a low maintenance, easily serviced system. Routine maintenance can be performed simply and quickly. The pleated furnace filter should be checked regularly and replaced as needed. The HRV/ERV core should be cleaned twice a year.



As the two air streams pass through the HRV, heat from the warm, stale air is transferred to the fresh air before being distributed throughout your home. In a typical 1,600 sq-ft. home, the air is completely changed every 3-4 hours, so you are always breathing healthy, fresh air.

### Making your home healthier

Airia Brands Inc., developer of the Lifebreath line of climate and air quality control products, is a world leader in the increasingly important field of Indoor Air Quality Management. Airia's mission is to improve the quality of the indoor air we breathe.

In addition to the Clean Air Furnace, Lifebreath offers the TFP Air Cleaner and a full lineup of Heat Recovery Ventilators with over 300,000 installations across North America.

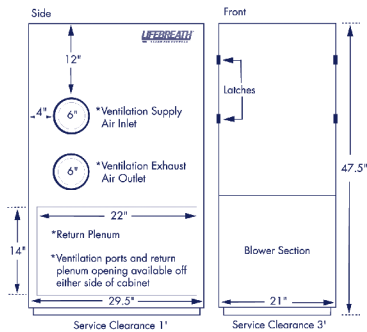
Visit [www.lifebreath.com](http://www.lifebreath.com) to locate your nearest dealer and learn how we can make your home healthier.

Specifications	CAF-U-S4A-24-P16	CAF-U-L4A-36-P16
Voltage	115 VAC 60 Hz	115 VAC 60 Hz
HP	1/3	1/2
Amps	7.0	8.8
Water Connections	1/2" Copper Soldered Connection	3/4" Copper Soldered Connection
Ventilation Duct Size	6"	6"
Airflow	1030 CFM @ .25 ESP 890 CFM @ .5 ESP	1350 CFM @ .25 ESP 1180 CFM @ .5 ESP
Heat Delivery Capacity	36,000 - 94,000 BTUH	38,000 - 120,000 BTUH
Ventilation Airflow	up to 140 CFM	up to 140 CFM
Combined System Efficiency	up to 90%	up to 90%

ECM motor available for all models

Note: These specifications are only for CAF-U-S4A-24-P16 and CAF-U-L4A-36-P16 versions of the CAF. For information on the electric and other models of the CAF, contact Airia or visit [www.lifebreath.com](http://www.lifebreath.com).

### Dimensions & Clearances



Note: Contact Airia for the dimensions and clearances of the downflow and horizontal versions of the CAF.



The Lifebreath Clean Air Furnace conforms to CSA and UL requirements.  
\* CAF Patent #5,855,320 \*\* Aluminum Core Patent #5,785,117

For More Information Contact:



511 McCormick Blvd.  
London, Ontario N5W 4C8  
T (519) 457-1904  
F (519) 457-1676  
Email: [info@lifebreath.com](mailto:info@lifebreath.com)

270 Regency Ridge, Suite 210  
Dayton, Ohio 45459  
T (937) 439-6676  
F (937) 439-6685  
Website: [www.lifebreath.com](http://www.lifebreath.com)



**Model Number Nomenclature Breakdown**

**Example Model Number**      **CAF - U - S2A - 24 - P16**

**Model Configuration**

**CAF** - Clean Air Furnace (Built-in HRV)  
Refer to AH (Air Handler) specifications if a built-in HRV is *not* required

**Configuration**

- U** - Upflow - Return Air off Left or Right side
- D** - Downflow - Return air off Left side, Right side or Top  
(not available for L2A or 00 Coils)
- H** - Horizontal - Return on Left side only  
(not available for L2A or 00 Coils)

**Available Clean Air Furnace Models**

- CAF-U-S4A-24-P16(E16)
- CAF-D-S4A-24-P16(E16)
- CAF-H-S4A-24-P16(E16)
- CAF-U-L4A-36-P16(E16)
- CAF-D-L4A-36-P16(E16)
- CAF-H-L4A-36-P16(E16)
- CAF-U-L2A-48-P16(E16)
- CAF-U-00-24-P16(E16)
- CAF-U-00-36-P16(E16)
- CAF-U-00-48-P16(E16)

**Hydronic Coil Size**

- S4A** - Small Coil - 4 Row Coil
- L2A** - Large Coil - 2 Row Coil  
(available in upflow only)
- L4A** - Large Coil - 4 Row Coil
- 00** - No Hydronics - No Heating Coil, No Pump  
(available in upflow only)

**\* CFM (High Speed) Cooling Capacity**

- 24** - 2 tons
- 30** - 2.5 tons
- 36** - 3.0 tons
- 48** - 4.0 tons

\*Cooling coils not available from Airia

**Motor Configuration**

- P16** - Standard PSC Motor 120V/60Hz
- E16** - Upgrade ECM Motor 120V/60Hz

**ATTENTION**



Refer to individual specification pages for Hydronic Coil and Blower outputs and configurations.

**WARRANTY**

Units carry a lifetime warranty on the heat recovery (aluminum) core, a five year warranty on the energy recovery (enthalpic) core and a five year replacement parts warranty on all other components.

All units conform to CSA and UL Standards.



## Coil Output (1000's of BTUH)

CAF-D-S4A-24-P16 / CAF-H-S4A-24-P16 / CAF-U-S4A-24-P16

CFM @ .5" WG	3 GPM						4 GPM						5 GPM					
	130	140	150	160	170	180	130	140	150	160	170	180	130	140	150	160	170	180
890	40.7	47.7	54.8	61.9	69.0	76.2	43.8	51.3	58.9	66.5	74.1	81.7	45.7	53.6	61.4	69.3	77.2	85.1
790	38.0	44.5	51.0	57.6	64.3	70.9	40.5	47.4	54.4	61.3	68.3	75.4	42.0	49.2	56.4	63.6	70.8	78.0
740	36.5	42.7	49.0	55.3	61.7	68.0	38.7	45.3	51.9	58.6	65.3	72.0	40.0	46.8	53.7	60.5	67.4	74.3
660	33.8	39.6	45.5	51.3	57.2	63.0	35.6	41.7	47.8	53.9	60.0	66.2	36.7	42.9	49.2	55.4	61.7	68.0
CFM @ .25" WG	1030	44.0	51.7	59.3	67.0	74.8	48.0	56.2	64.5	72.8	81.2	89.6	50.5	59.1	67.8	76.5	85.3	94.1
	900	41.0	48.0	55.1	62.3	69.4	44.1	51.7	59.3	66.9	74.6	82.3	46.1	54.0	61.9	69.8	77.8	85.8
Water Temp.	825	38.9	46.7	52.4	59.2	66.0	41.7	48.8	56.0	63.2	70.4	77.6	43.5	50.9	58.3	65.8	73.3	80.8
	740	36.5	42.7	49.0	55.3	61.7	38.7	45.5	51.9	58.6	65.3	72.0	40.0	46.9	53.7	60.5	67.4	74.3

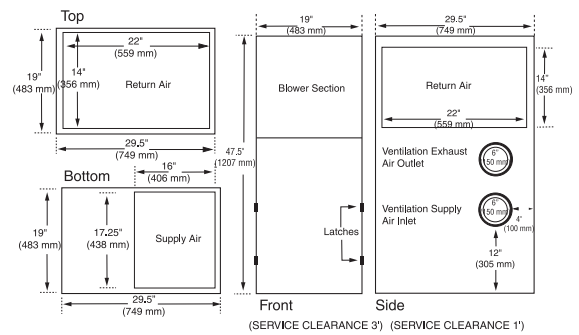
## Technical Specifications

CAF-D-S4A-24-P16  
CAF-H-S4A-24-P16  
CAF-U-S4A-24-P16

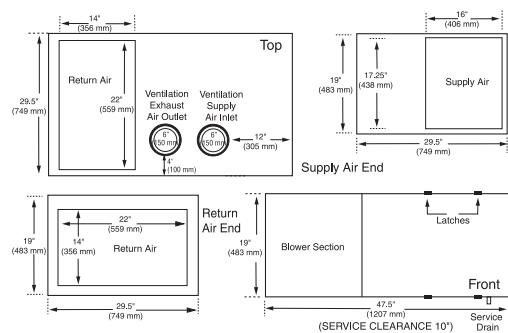
Voltage	120 VAC 60 Hz
Hp	1/3
Amps (total)	8
Water Connections	1/2" (12 mm) Copper Soldered Connection
Airflow (High)	1030 CFM
.25 in. wg	890 CFM
.5 in. wg	
Ventilation Airflow	100 - 140 CFM
Effectiveness (Aluminum Core)	70%
Total Efficiency (Enthalpic Core)	50%
Net Weight	150 lbs.
Shipping Weight	165 lbs.

## Dimensions

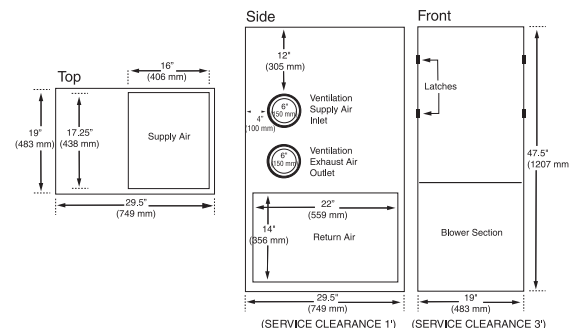
CAF-D-S4A-24-P16



CAF-H-S4A-24-P16



CAF-U-S4A-24-P16



## Engineering Data

### CORE

Ventilation system has patented aluminum heat recovery core (standard) or an enthalpic energy recovery core (optional) for energy-efficient ventilation. Enthalpic cores are recommended for regions where temperature does not drop below 25F (-4C).

### FILTERS

Washable air filters in exhaust and supply air streams of ventilation section. 1" (25mm) pleated in return plenum side.

### CASE

Pre-painted galvanized steel for superior corrosion resistance.

### OPTIONS

- 99-186 Weatherhoods, Two - 6" (150cm) c/w 1/4" (6mm) mesh screen
- 99-DH01 Remote wall mount dehumidistat control
- 99-RSK6 6" (150mm) Backdraft damper
- 99-DET01 Digital Electronic Timer



## Coil Output (1000's of BTUH)

CAF-D-L4A-36-P16 / CAF-H-L4A-36-P16 / CAF-U-L4A-36-P16 / CAF-U-00-36-P16\*

CFM @ .5" WC	3 GPM						4 GPM						5 GPM					
	130	140	150	160	170	180	130	140	150	160	170	180	130	140	150	160	170	180
1180	51.4	60.2	69.0	77.9	86.8	95.8	56.3	65.9	75.6	85.3	95.0	104.8	59.4	69.5	79.7	89.9	100.1	110.3
1120	50.0	58.7	67.2	75.9	84.5	93.2	54.5	63.9	73.2	82.6	92.0	101.5	57.4	67.1	76.9	86.8	96.6	106.5
890	43.9	51.4	60.0	66.5	74.1	81.7	46.9	54.9	62.9	70.9	79.0	87.1	48.7	56.9	65.3	73.5	81.8	90.2
675	36.6	42.8	49.0	55.3	61.5	67.8	38.2	44.7	51.2	57.7	64.2	70.7	37.3	43.7	50.0	56.4	62.8	69.2
1350	54.7	64.2	73.6	83.1	92.6	102.1	60.8	71.2	81.7	92.2	102.7	113.3	64.7	75.8	86.8	98.0	109.2	120.4
1275	53.3	62.5	71.7	80.9	90.2	99.5	58.9	69.0	79.1	89.3	99.5	109.7	62.4	73.1	83.8	94.5	105.3	116.5
940	45.4	53.2	60.9	68.8	76.6	84.5	48.7	57.0	65.3	73.7	82.1	90.4	50.7	59.3	67.9	76.6	85.3	94.0
730	38.6	45.2	51.8	58.4	65.0	71.7	40.6	47.5	54.4	61.3	68.3	75.2	41.8	48.8	55.9	63.0	70.1	77.2
Water Temp.	130	140	150	160	170	180	130	140	150	160	170	180	130	140	150	160	170	180

## Technical Specifications

CAF-D-L4A-36-P16  
CAF-H-L4A-36-P16  
CAF-U-L4A-36-P16 CAF-U-00-36-P16\*

Voltage	120 VAC 60 Hz	120 VAC 60 Hz
Hp	1/2	1/2
Amps (total)	10.6	10.6
Water Connections	3/4" (19 mm) Copper Soldered Connection	
Airflow (High) .25 in wg .5 in. wg	1350 CFM 1180 CFM	1350 CFM 1180 CFM
Ventilation Airflow	100 - 140 CFM	100 - 140 CFM
Effectiveness (Aluminum Core)	70%	70%
Total Efficiency (Enthalpic Core)	50%	50%
Net Weight	150 lbs.	115 lbs.
Shipping Weight	165 lbs.	130 lbs.

\* Airflow performance assumes an evaporator coil static pressure loss of .25" WC

## Engineering Data

### CORE

Ventilation system has patented aluminum heat recovery core (standard) or an enthalpic energy recovery core (optional) for energy-efficient ventilation. Enthalpic cores are recommended for regions where temperature does not drop below 25F (-4C).

### FILTERS

Washable air filters in exhaust and supply air streams of ventilation section. 1" (25mm) pleated in return plenum side.

### CASE

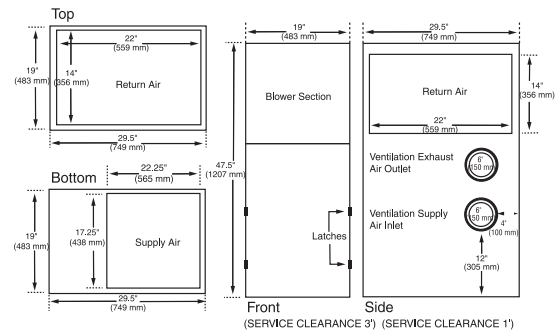
Pre-painted galvanized steel for superior corrosion resistance.

### OPTIONS

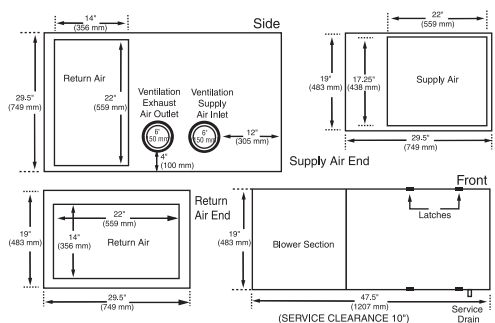
- 99-186 Weatherhoods, Two - 6" (150cm) c/w 1/4" (6mm) mesh screen
- 99-DH01 Remote wall mount dehumidistat control
- 99-RSK6 6" (150mm) Backdraft damper
- 99-DET01 Digital Electronic Timer

## Dimensions

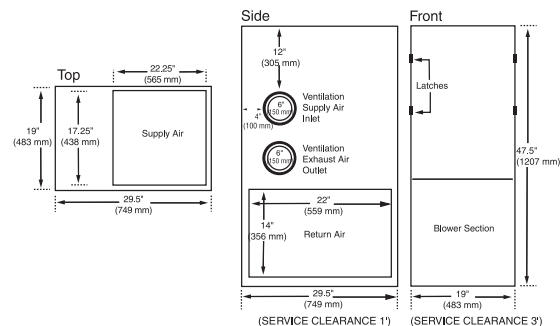
CAF-D-S4A-36-P16



CAF-H-S4A-36-P16



CAF-U-S4A-36-P16 / CAF-U-00-36-P16



CAF  
Hydronic

**Coil Output (1000's of BTUH)**

CAF-U-L2A-48-P16 / CAF-U-00-48-P16

CFM @ .5" WG	1589	32.9	38.5	44.2	49.8	55.4	61.1	35.2	41.2	47.2	53.2	59.2	65.3	36.7	43.0	49.2	55.4	61.7	68.0
	1469	32.8	37.8	43.3	48.9	54.4	60.0	34.5	40.4	46.2	52.1	58.0	63.9	36.0	42.0	48.1	54.3	60.4	66.5
CFM @ .25" WG	1033	30.2	35.3	40.4	45.6	50.8	55.9	32.0	37.5	42.9	48.4	53.8	59.3	33.3	38.9	44.5	50.2	55.8	61.5
	690	24.7	28.9	33.1	37.3	41.5	45.7	25.9	30.2	34.6	39.0	43.4	47.8	26.6	31.1	35.6	40.1	44.6	49.1
Water Temp.	1888	35.1	41.0	47.0	53.1	59.1	65.1	37.7	44.1	50.6	57.0	63.5	70.0	39.5	46.2	52.9	59.7	66.4	73.2
	1650	34.6	40.4	46.4	52.3	58.2	64.2	37.1	43.4	49.8	56.1	62.5	68.9	38.8	45.4	52.0	58.7	65.3	71.9
Water Temp.	1134	31.2	36.5	41.8	47.1	52.4	57.8	33.2	38.8	44.4	50.1	55.8	61.4	34.5	40.3	46.2	52.0	57.9	63.8
	806	25.2	29.5	33.8	38.1	42.4	46.7	26.4	30.9	35.4	39.9	44.4	48.9	27.2	31.8	36.4	41.0	45.6	50.2
Water Temp.	130	140	150	160	170	180	130	140	150	160	170	180	130	140	150	160	170	180	
		3 GPM						4 GPM						5 GPM					

**Technical Specifications**

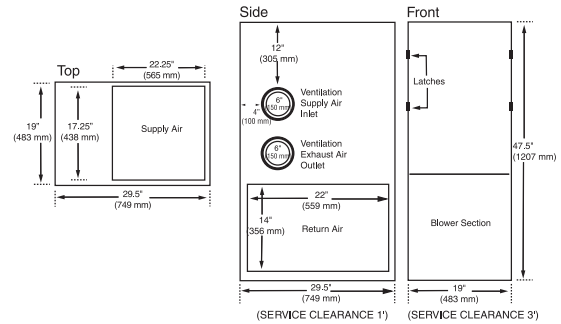
CAF-U-L2A-48-P16    CAF-U-00-48-P16\*

Voltage	120 VAC 60 Hz	120 VAC 60 Hz
Hp	1/2	1/2
Amps (total)	10.6	10.6
Water Connections	1/2" (12 mm) Copper Soldered Connection	
Airflow (High)	1888 CFM	1888 CFM
.25 in wg	1589 CFM	1589 CFM
.5 in. wg		
Ventilation Airflow	100 - 140 CFM	100 - 140 CFM
Effectiveness (Aluminum Core)	70%	70%
Total Efficiency (Enthalpic Core)	50%	50%
Net Weight	150 lbs.	132 lbs.
Shipping Weight	165 lbs.	147 lbs.

\* Airflow performance assumes an evaporator coil static pressure loss of .25" WC.

**Dimensions**

CAF-U-L2A-48-P16 / CAF-U-00-48-P16



CAF  
Hydronic

**Engineering Data**

**CORE**

Ventilation system has patented aluminum heat recovery core (standard) or an enthalpic energy recovery core (optional) for energy-efficient ventilation. Enthalpic cores are recommended for regions where temperature does not drop below 25F (-4C).

**FILTERS**

Washable air filters in exhaust and supply air streams of ventilation section. 1" (25mm) pleated in return plenum side.

**CASE**

Pre-painted galvanized steel for superior corrosion resistance.

**OPTIONS**

- 99-186 Weatherhoods, Two - 6" (150cm) c/w 1/4" (6mm) mesh screen
- 99-DH01 Remote wall mount dehumidistat control
- 99-RSK6 6" (150mm) Backdraft damper
- 99-DET01 Digital Electronic Timer



# AIR HANDLERS

LIFEBREATH HYDRONIC AIR HANDLERS

**Hydronic heat produces a uniform and temperate supply air temperature eliminating hot/cold spikes in the home**

- Significant energy savings:
  - ECM motor available on all models
- Heating Capacity: 25,000 to 110,000 BTU.
- Add on air conditioning capacity: 2 to 4 tons.
- Compatible with a hot water heater or boiler.
- Simple, straightforward installation. Saves time.
- May qualify for energy efficiency programs or rebates in your area.



## Output

**Model AH-U-S4A-24-P16 (34,000 to 85,000 BTUH)**  
Install up to 2 tons of add-on air conditioning

**Model AH-U-S2A-30-P16 (25,000 to 56,000 BTUH)**  
Install up to 2.5 tons of add-on air conditioning

**Model AH-U-L2A-36-P16 (25,000 to 68,000 BTUH)**  
Install up to 3 tons of add-on air conditioning

**Model AH-U-L4A-36-P16 (37,000 to 110,000 BTUH)**  
Install up to 3 tons of add-on air conditioning

**Model AH-U-L2B-48-P16 (37,000 to 79,000 BTUH)**  
Install up to 4 tons of add-on air conditioning

Setting a new standard  
for energy efficient, clean air homes



Visit us at [www.lifebreath.com](http://www.lifebreath.com)

Manufacturer reserves the right to change specifications without notice.

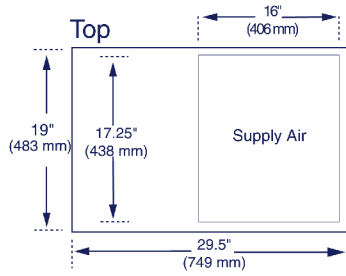
98-AH-01-SALES (05-10)

**Specifications**

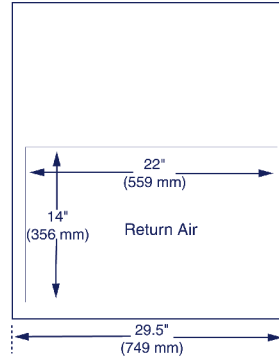
**AH-01**

**Models**

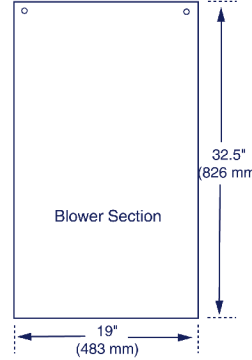
AH-U-S4A-24-P16  
 AH-U-S2A-30-P16



**Side**



**Front**



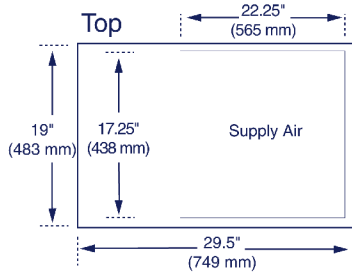
SERVICE CLEARANCE 1' (305 mm)

SERVICE CLEARANCE 3' (914 mm)

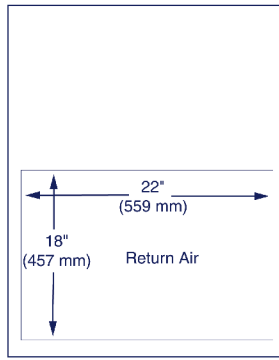
Model	AH-U-S4A-24-P16
Voltage	120 VAC 60 Hz
Hp	1/3
Amps (total)	8
Water Connections	1/2" (12 mm) Copper Soldered Connection
Airflow (High)	.25 in wg 1030 CFM .5 in. wg 890 CFM
Net Weight	111 lbs.
Shipping Weight	130 lbs.

**Models**

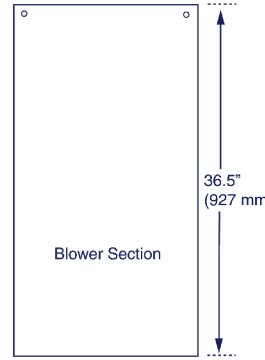
AH-U-L4A-36-P16  
 AH-U-L2A-36-P16  
 AH-U-L2B-48-P16



**Side**



**Front**



SERVICE CLEARANCE 1' (305 mm)

SERVICE CLEARANCE 3' (914 mm)

Model	AH-U-S2A-30-P16
Voltage	120 VAC 60 Hz
Hp	1/3
Amps (total)	8
Water Connections	1/2" (12 mm) Copper Soldered Connection
Airflow (High)	.25 in wg 1280 CFM .5 in. wg 1075 CFM
Net Weight	111 lbs.
Shipping Weight	130 lbs.

Note: All units have an upflow configuration.

\*5 year replacement parts warranty.

Model	AH-U-L4A-36-P16
Voltage	120 VAC 60 Hz
Hp	1/2
Amps (total)	10.6
Water Connections	3/4" (19 mm) Copper Soldered Connection
Airflow (High)	.25 in wg 1350 CFM .5 in. wg 1180 CFM
Net Weight	121 lbs.
Shipping Weight	140 lbs.

Model	AH-U-L2A-36-P16
Voltage	120 VAC 60 Hz
Hp	1/2
Amps (total)	10.6
Water Connections	1/2" (12 mm) Copper Soldered Connection
Airflow (High)	.25 in wg 1402 CFM .5 in. wg 1220 CFM
Net Weight	121 lbs.
Shipping Weight	140 lbs.

Model	AH-U-L2B-48-P16
Voltage	120 VAC 60 Hz
Hp	1/2
Amps (total)	12.2
Water Connections	1/2" (12 mm) Copper Soldered Connection
Airflow (High)	.25 in wg 1967 CFM .5 in. wg 1639 CFM
Net Weight	135 lbs.
Shipping Weight	155 lbs.



511 McCormick Blvd.  
 London, Ontario N5W 4C8  
 T (519) 457-1904  
 F (519) 457-1676  
 Email: info@lifebreath.com

270 Regency Ridge, Suite 210  
 Dayton, Ohio 45459  
 T (937) 439-6676  
 F (937) 439-6685  
 Website: www.lifebreath.com



98-AH-01-SALES  
 Revised: 03/07

**Model Number Nomenclature Breakdown**

**Example Model Number**      **AH - U - S2A - 24 - P16**

**Model Configuration**

**AH** - Air Handler (No HRV)  
Refer to CAF (Clean Air Furnace) specifications if a built-in HRV is required

**Configuration**

**U** - Upflow - Return Air off Left or Right side  
**D** - Downflow models are unavailable for Air Handlers  
**H** - Horizontal models are unavailable for Air Handlers

**Available Air Handler Models**

- AH-U-S2A-30-P16(E16)
- AH-U-S4A-24-P16(E16)
- AH-U-L2A-48-P16(E16)
- AH-U-L4A-36-P16(E16)
- AH-U-L2B-48-P16(E16)

**Hydronic Coil Size**

- S2A** - Small Coil - 2 Row Coil
- S4A** - Small Coil - 4 Row Coil
- L2A** - Large Coil - 2 Row Coil
- L4A** - Large Coil - 4 Row Coil
- L2B** - Large Coil - 2 Row Coil

**\* CFM (High Speed) Cooling Capacity**

- 24** - 2 tons
- 30** - 2.5 tons
- 36** - 3.0 tons
- 48** - 4.0 tons

\*Cooling coils not available from Airia

**Motor Configuration**

- P16** - Standard PSC Motor 120V/60Hz
- E16** - Upgrade ECM Motor 120V/60Hz

**ATTENTION**



Refer to individual specification pages for Hydronic Coil and Blower outputs and configurations.

**WARRANTY**

Units carry a five year replacement parts warranty on all components.

All units conform to CSA and UL Standards.





**Coil Output (1000's of BTUH)**

AH-U-S4A-24-P16

CFM @ .5" WG	890	40.7	47.7	54.8	61.9	69.0	76.2	43.8	51.3	58.9	66.5	74.1	81.7	45.7	53.6	61.4	69.3	77.2	85.1
	790	38.0	44.5	51.0	57.6	64.3	70.9	40.5	47.4	54.4	61.3	68.3	75.4	42.0	49.2	56.4	63.6	70.8	78.0
	740	36.5	42.7	49.0	55.3	61.7	68.0	38.7	45.3	51.9	58.6	65.3	72.0	40.0	46.8	53.7	60.5	67.4	74.3
	660	33.8	39.6	45.5	51.3	57.2	63.0	35.6	41.7	47.8	53.9	60.0	66.2	36.7	42.9	49.2	55.4	61.7	68.0
CFM @ .25" WG	1030	44.0	51.7	59.3	67.0	74.8	82.5	48.0	56.2	64.5	72.8	81.2	89.6	50.5	59.1	67.8	76.5	85.3	94.1
	900	41.0	48.0	55.1	62.3	69.4	76.6	44.1	51.7	59.3	66.9	74.6	82.3	46.1	54.0	61.9	69.8	77.8	85.8
	825	38.9	46.7	52.4	59.2	66.0	72.8	41.7	48.8	56.0	63.2	70.4	77.6	43.5	50.9	58.3	65.8	73.3	80.8
	740	36.5	42.7	49.0	55.3	61.7	68.0	38.7	45.5	51.9	58.6	65.3	72.0	40.0	46.9	53.7	60.5	67.4	74.3
Water Temp.		130	140	150	160	170	180	130	140	150	160	170	180	130	140	150	160	170	180
		3 GPM						4 GPM						5 GPM					

**Coil Output (1000's of BTUH)**

AH-U-S2A-30-P16

CFM @ .5" WG	1075	27.5	32.3	37.0	41.6	46.6	51.1	29.0	34.1	39.1	44.2	49.3	54.2	30.5	35.4	40.8	45.9	51.1	56.5
	1040	27.3	31.9	36.4	41.0	45.8	50.4	28.7	33.6	38.4	43.4	48.5	53.3	29.8	35.0	40.1	45.1	50.2	55.2
	975	26.3	30.8	35.3	39.8	44.1	48.8	27.7	32.8	37.3	42.0	46.9	51.6	28.8	33.8	38.4	43.5	48.3	53.3
	880	25.0	29.2	33.5	38.0	42.2	46.5	26.4	31.0	35.4	39.9	44.5	49.1	27.4	32.0	36.6	41.3	45.9	50.5
CFM @ .25" WG	1280	29.8	35.0	40.0	45.1	50.3	55.8	31.8	37.3	42.8	48.3	53.9	59.4	33.4	38.9	44.8	50.6	56.2	62.2
	1200	28.9	33.9	38.8	43.8	48.9	53.9	30.9	36.1	41.4	46.8	52.1	57.4	32.2	37.7	43.2	48.7	54.2	59.8
	1000	26.5	31.1	35.6	40.2	44.8	49.4	28.2	33.0	37.8	42.6	47.4	52.3	29.2	34.2	39.2	44.2	49.2	54.2
	1020	26.8	31.4	36.2	40.7	45.3	50.0	28.3	33.1	37.9	42.9	47.8	52.8	29.4	34.6	39.6	44.7	49.8	54.9
Water Temp.		130	140	150	160	170	180	130	140	150	160	170	180	130	140	150	160	170	180
		3 GPM						4 GPM						5 GPM					

**Technical Specifications**

AH-U-S4A-24-P16

Voltage	120 VAC 60 Hz
Hp	1/3
Amps (total)	8
Water Connections	1/2" (13 mm) Copper Soldered Connection
Airflow (High)	1030 CFM
.25 in. wg	890 CFM
.5 in. wg	
Net Weight	111 lbs. (50.3 kg)
Shipping Weight	130 lbs. (59 kg)

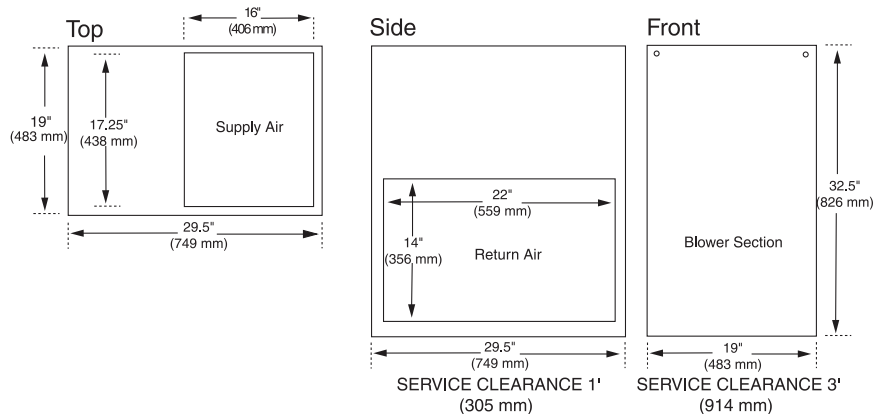
**Technical Specifications**

AH-U-S2A-30-P16

Voltage	120 VAC 60 Hz
Hp	1/3
Amps (total)	8
Water Connections	1/2" (13 mm) Copper Soldered Connection
Airflow (High)	1280 CFM
.25 in. wg	1075 CFM
.5 in. wg	
Net Weight	111 lbs. (54.9 kg)
Shipping Weight	130 lbs. (59 kg)

**Dimensions**

AH-U-S4A-24-P16 / AH-U-S2A-30-P16



**Coil Output (1000's of BTUH)**

AH-U-L2A-36-P16

CFM @ 5°F WG	1220	32.9	38.5	44.2	49.8	55.4	61.1	35.2	41.2	47.2	53.2	59.2	65.3	36.7	43.0	49.2	55.4	61.7	68.0
	1175	32.8	37.8	43.3	48.9	54.4	60.0	34.5	40.4	46.2	52.1	58.0	63.9	36.0	42.0	48.1	54.3	60.4	66.5
CFM @ .25°F WG	1022	30.2	35.3	40.4	45.6	50.8	55.9	32.0	37.5	42.9	48.4	53.8	59.3	33.3	38.9	44.5	50.2	55.8	61.5
	705	24.7	28.9	33.1	37.3	41.5	45.7	25.9	30.2	34.6	39.0	43.4	47.8	26.6	31.1	35.6	40.1	44.6	49.1
CFM @ .25°F WG	1402	35.1	41.0	47.0	53.1	59.1	65.1	37.7	44.1	50.6	57.0	63.5	70.0	39.5	46.2	52.9	59.7	66.4	73.2
	1357	34.6	40.4	46.4	52.3	58.2	64.2	37.1	43.4	49.8	56.1	62.5	68.9	38.8	45.4	52.0	58.7	65.3	71.9
Water Temp.	1090	31.2	36.5	41.8	47.1	52.4	57.8	33.2	38.8	44.4	50.1	55.8	61.4	34.5	40.3	46.2	52.0	57.9	63.8
	731	25.5	29.5	33.8	38.1	42.4	46.7	26.4	30.9	35.4	39.9	44.4	48.9	27.2	31.8	36.4	41.0	45.6	50.2
		130	140	150	160	170	180	130	140	150	160	170	180	130	140	150	160	170	180
3 GPM							4 GPM						5 GPM						

**Coil Output (1000's of BTUH)**

AH-U-L4A-36-P16

CFM @ 5°F WG	1180	51.4	60.2	69.0	77.9	86.8	95.8	56.3	65.9	75.6	85.3	95.0	104.8	59.4	69.5	79.7	89.9	100.1	110.3
	1120	50.0	58.7	67.2	75.9	84.5	93.2	54.5	63.9	73.2	82.6	92.0	101.5	57.4	67.1	76.9	86.8	96.6	106.5
CFM @ .25°F WG	890	43.9	51.4	60.0	66.5	74.1	81.7	46.9	54.9	62.9	70.9	79.0	87.1	48.7	56.9	65.3	73.5	81.8	90.2
	675	36.6	42.8	49.0	55.3	61.5	67.8	38.2	44.7	51.2	57.7	64.2	70.7	37.3	43.7	50.0	56.4	62.8	69.2
CFM @ .25°F WG	1350	54.7	64.2	73.6	83.1	92.6	102.1	60.8	71.2	81.7	92.2	102.7	113.3	64.7	75.8	86.8	98.0	109.2	120.4
	1275	53.3	62.5	71.7	80.9	90.2	99.5	58.9	69.0	79.1	89.3	99.5	109.7	62.4	73.1	83.8	94.5	105.3	116.5
Water Temp.	940	45.4	53.2	60.9	68.8	76.6	84.5	48.7	57.0	65.3	73.7	82.1	90.4	50.7	59.3	67.9	76.6	85.3	94.0
	730	38.6	45.2	51.8	58.4	65.0	71.7	40.6	47.5	54.4	61.3	68.3	75.2	41.8	48.8	55.9	63.0	70.1	77.2
		130	140	150	160	170	180	130	140	150	160	170	180	130	140	150	160	170	180
3 GPM							4 GPM						5 GPM						

**Technical Specifications**  
AH-U-L2A-36-P16

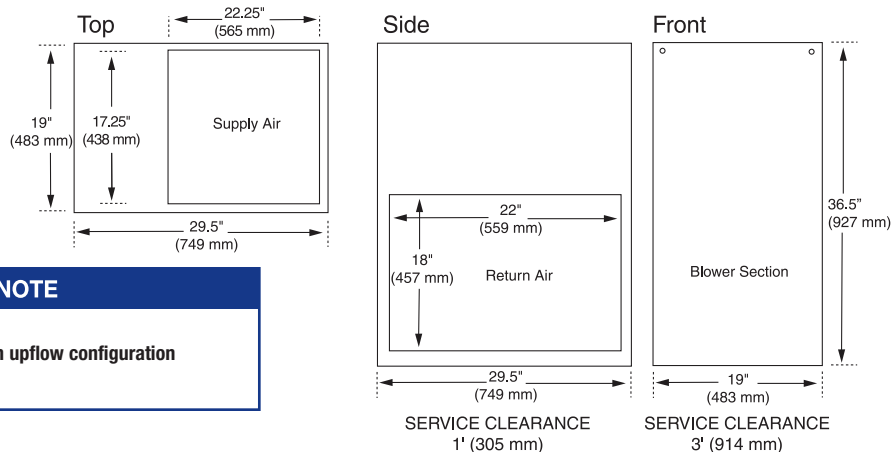
Voltage	120 VAC 60 Hz
Hp	1/2
Amps (total)	10.6
Water Connections	1/2" (13 mm) Copper Soldered Connection
Airflow (High)	
.25 in wg	1402 CFM
.5 in. wg	1220 CFM
Net Weight	121 lbs. (50.3 kg)
Shipping Weight	140 lbs. (59 kg)

**Technical Specifications**  
AH-U-L4A-36-P16

Voltage	120 VAC 60 Hz
Hp	1/2
Amps (total)	10.6
Water Connections	3/4" (19 mm) Copper Soldered Connection
Airflow (High)	
.25 in wg	1350 CFM
.5 in. wg	1180 CFM
Net Weight	121 lbs. (54.9 kg)
Shipping Weight	140 lbs. (63.6 kg)

**Dimensions**

AH-U-L2A-36-P16 / AH-U-L4A-36-P16



Air Handler Series

**Coil Output (1000's of BTUH)**

AH-U-L2B-48-P16

CFM @ .25" WG	1639	37.5	43.9	50.3	56.8	63.3	69.7	40.7	47.6	54.5	61.5	68.5	75.5	42.8	50.0	57.3	64.6	71.9	79.3
	1618	37.3	43.7	50.0	56.5	62.9	69.3	40.4	47.2	54.2	61.1	68.0	75.0	42.5	49.7	56.9	64.2	71.5	78.7
	1575	36.9	43.2	49.5	55.8	62.2	68.6	39.9	46.7	53.5	60.3	67.2	74.0	41.9	49.0	56.1	63.3	70.5	77.7
	1967	40.4	47.3	54.2	61.1	68.1	75.1	44.1	51.6	59.2	66.7	74.3	81.9	46.7	54.6	62.5	70.5	78.5	86.6
	1868	39.6	46.3	53.1	59.9	66.7	73.6	43.1	50.5	55.8	65.2	72.7	80.1	45.5	53.3	61.1	68.8	76.7	84.5
	1728	38.3	44.9	51.4	58.1	64.7	71.3	41.6	48.7	55.9	63.0	70.2	77.3	43.9	51.3	58.8	66.3	73.8	81.4
Water Temp.		130	140	150	160	170	180	130	140	150	160	170	180	130	140	150	160	170	180
		3 GPM						4 GPM						5 GPM					

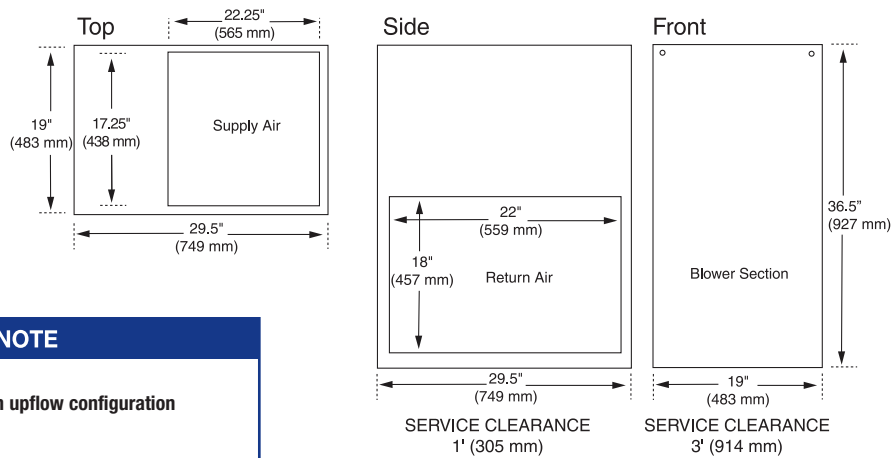
**Technical Specifications**

AH-U-L2B-48-P16

Voltage	120 VAC 60 Hz
Hp	1/2
Amps (total)	12.2
Water Connections	1/2" (13 mm) Copper Soldered Connection
Airflow (High)	1967 CFM
.25 in wg	1639 CFM
.5 in. wg	
Net Weight	135 lbs. (61.2 kg)
Shipping Weight	155 lbs. (70.3 kg)

**Dimensions**

AH-U-L2B-48-P16



**NOTE**

All units have an upflow configuration



**IVS**  
INTEGRATED VERTICAL STACK

**Occupant controlled,  
energy efficient ventilation  
with heat recovery**

The Integrated Vertical Stack (IVS) with Heat Recovery Ventilator (HRV) is the first of its kind, giving high-rise condos, apartments, and hotels a complete ventilation option.

Occupants can control their own energy efficient ventilation system incorporating a hydronic coil for heating and cooling, together with an HRV.

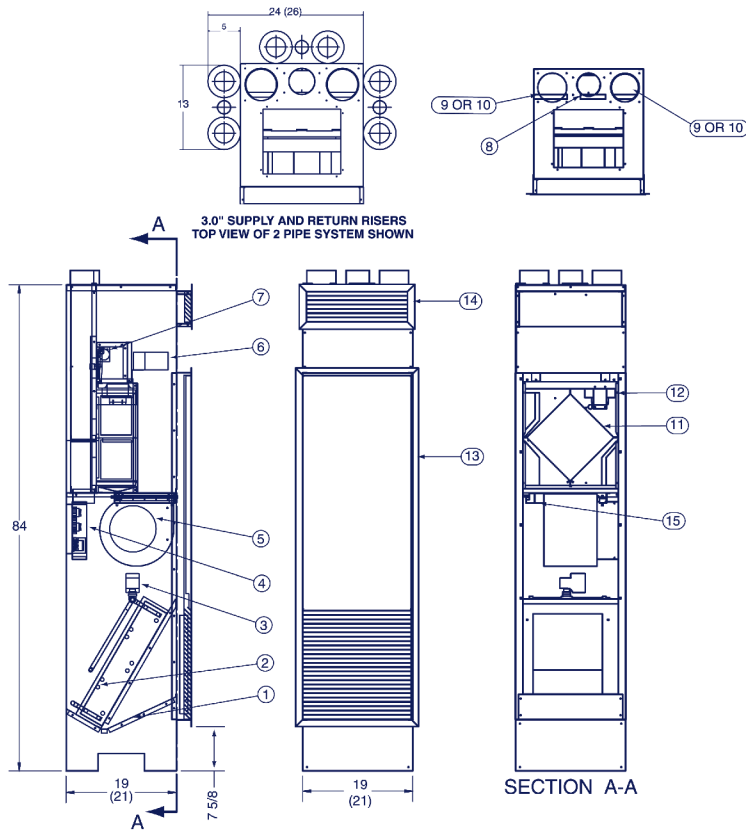


[www.lifebreath.com](http://www.lifebreath.com)

98-IVS (07-10)



**Specifications and Dimensional Data**



ITEM	QTY	DESCRIPTION	ITEM	QTY	DESCRIPTION
1	1	Powder Coated Galvanized Drain Pan	8	1	Fresh Air Supply Collar 4"
2	1	Coil Assembly	9	1	Stale Air Exhaust Collar 5"
3	1	Control Valve Package	10	1	Stale Air In Collar 5"
4	1	Electrical Panel	11	1	Air To Air Heat Exchanger
5	1	Blower Assembly	12	1	Fresh Air Supply Fan (Where Required)
6	1	Electric Heating Coil (1.0, 1.5kw)	13	1	Return Air Grille/access Panel
7	1	Fresh Air Damper Assembly	14	1	Double Deflection Supply Grille
			15	1	Airflow Regulating Valve

Note: Airia Brands Inc reserves the right to change this drawing without notice. This drawing is for general use only and all dimensions are approximate.

Integrated Vertical Stack	NOMINAL SPECS				OPTIONS							
	Supply Air Quantity	Total Cooling Capacity	Sensible Cooling Capacity	Nominal Heating Capacity	2 Pipe Model*	4 Pipe Model*	Electric Resistance Heat Element	Non Ducted Model	Supply Ducted Model	Integrated Fresh Air or Exhaust Fan	Thermo-stats	
MODELS	CFM	BTUH	BTUH	BTUH							24V	120V
IVS 1.0	400	12,000	9,000	12,000	YES	YES	YES	YES	YES	YES	YES	YES
IVS 1.5	600	16,000	13,000	16,000	YES	YES	YES	YES	YES	YES	YES	YES
IVS 2.0	800	23,000	18,000	22,000	YES	YES	YES	YES	YES	YES	YES	YES

\* Risers not included

Benefits of Heat Recovery Ventilation now available in a patented **Integrated Heat/Cool Vertical Unit**. Specially designed for highrise residential applications. Call us today for details.



511 McCormick Blvd.  
London, Ontario N5W 4C8  
T (519) 457-1904  
F (519) 457-1676  
Email: info@lifebreath.com

270 Regency Ridge, Suite 210  
Dayton, Ohio 45459  
T (937) 439-6676  
F (937) 439-6685  
Website: www.lifebreath.com



Revised: 05/06



**LIFEBREATH**<sup>®</sup>  
INDOOR AIR SYSTEMS

**INLINE FAN**  
S E R I E S

A *Quantum* Leap  
in Fan Technology



COMBI 4-5-6  
3-in-1 Fan

Setting a new standard  
for energy efficient, clean air homes



Visit us at [www.lifebreath.com](http://www.lifebreath.com)

Manufacturer reserves the right to change specifications without notice.

Inline Fans



# A Dramatic Advance in Ventilation

## Definition

Quantum \ 'kwänt-' nəl adj: Large Significant Improvement or Dramatic Advance!

*The Quantum Inline Fan Series will revolutionize the way you ventilate. Today's homes require mechanical ventilation systems\* to remove moisture and stale unhealthy air. Our homes are built tight to help reduce heating and air-conditioning costs while at the same time trapping contaminated moisture laden air generated in bathrooms, kitchens, laundry rooms and basements.*

*With over 25 years of ventilation experience Airia Brands has redefined Inline Fans with the Quantum Series. Our resin fans are rated for both residential and commercial applications including:*

- Bathroom Exhaust
- Dryer Booster
- Radon Remediation
- General Ventilation

## Engineered Options and Accessories:

- Packaged Kits
- Timers
- Dehumidistats
- Grills

\*ASHRAE 62.2 requires mechanical ventilation in all new homes

## No More Noisy Bathroom Fans

Quantum Series Inline Fans are designed for remote mounting away from inlet grills and room occupants. Engineered with superior air flow capabilities, Quantum Inline Fans are more efficient and effective at moving moist air and odors than



Kit: 99-BEK-4

conventional bathroom fans.



Kit: 99-BEK-COMBI

## Dryer Booster Kits

Long duct runs for a clothes dryer can cause problems including significant reduction in drying performance. Quantum Series Fans boost airflow dramatically improving exhaust flow of moist warm air from the dryer. A current sensor is included in the kit to automatically turn the Quantum Fan on when the dryer is operational.



Kit: 99-NBQ-DBK-4



Kit: 99-NBQ-DBK-COMBI

## Accurate, Reliable Current Sensing

Stack effect, wind and installation can interfere with the operation of pressure switches by starting the fan unnecessarily or simply not turning the fan on when required.

Quantum current sensors are 100% reliable and only operate the booster fan when the dryer is turned on.



## Quantum Ventilation System (QVS)

The Quantum Ventilation System (QVS) is a complete exhaust system for your home or office. The system is a cost effective alternative to noisy surface mount fans. QVS is capable of multi-point exhaust to ventilate your entire home with easy to use controls and dehumidistat. Your home can now be ventilated using a single, quiet, efficient fan that is upgradable at any time to a heat recovery ventilator (HRV) or energy recovery ventilator (ERV).


## Quantum Metal Fans

Quantum Metal Fans are ideal for high airflow applications. The mixed flow impeller combined with a tough epoxy coating makes our 8, 10 and 12 inch fans the most durable and competitive on the market. The space saving design, two-speed motors and quick fit mounting bracket provides the best solution for residential and commercial ventilation needs.

# Quantum's COMBI 4, 5, 6, 3-in-1 Fan

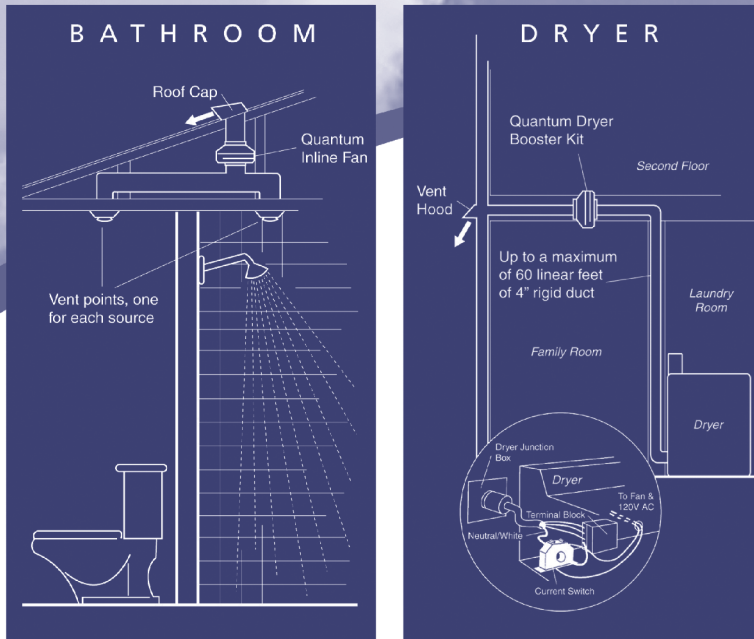
## Many Applications, One Solution

Quantum Series Inline fans are the next generation in fan technology. The revolutionary COMBI fan provides a convenient cost effective solution to today's diverse demands. Complete with adaptable collars for 4", 5" and 6" duct sizes, with the COMBI you always have the correct size fan!



COMBI 4-5-6  
3 in 1 Fan

# Typical Applications



## Ventilation Guidelines

For bathrooms up to 100 square feet in area, HVI recommends that an exhaust fan provide 1 CFM per square foot (approximately eight air changes per hour) to properly ventilate the bathroom.

Example:  
Bathroom is 8' x 11' with 8' ceilings.  
Multiply 8 x 11 = 88 sq. ft.

At 1 CFM per sq. ft., the minimum recommendation is a fan rated at 88 CFM.

For bathrooms above 100 square feet in area, HVI recommends a ventilation rate based on the number and type of fixtures present, according to the following table:

Toilet	50 CFM
Shower	50 CFM
Bath Tub	50 CFM
Jetted Tub	100 CFM

NOTE: Enclosed toilet rooms must have an operable window or a fan for ventilation.

Example:  
Bathroom contains:  
1 Toilet + 1 Shower + 1 Whirlpool tub = 200 CFM  
Bathroom contains:  
1 Toilet + 1 Shower + 1 tub = 150 CFM

We recommend the use of insulated flex duct. Always check local building codes for requirements in your area.

SIZE	MODEL NUMBER	CFM VS STATIC PRESSURE (inches w.g.)			
		0.2"	0.5"	0.75"	1.0"
4"	99-NBQ-125-4	120	82	38	-
4"/5"/6"	99-NBQ-COMBI	180/240/270	152/195/220	127/160/175	99/120/135
6"	99-NBQ-325-6	350	300	265	230
8"*	99-NBQ-440-8	440/370	372/295	285/215	192/107
10"*	99-NBQ-700-10	690/430	606/295	520/219	405/170
12"*	99-NBQ-950-12	950/600	770/285	600/190	420/130

\* Two speed fans



511 McCormick Blvd.  
London, Ontario, Canada N5W 4C8  
Ph: (519) 457-1904

Toll Free: 1-855-AIRIA-00  
(1-855-247-4200)

www.lifebreath.com



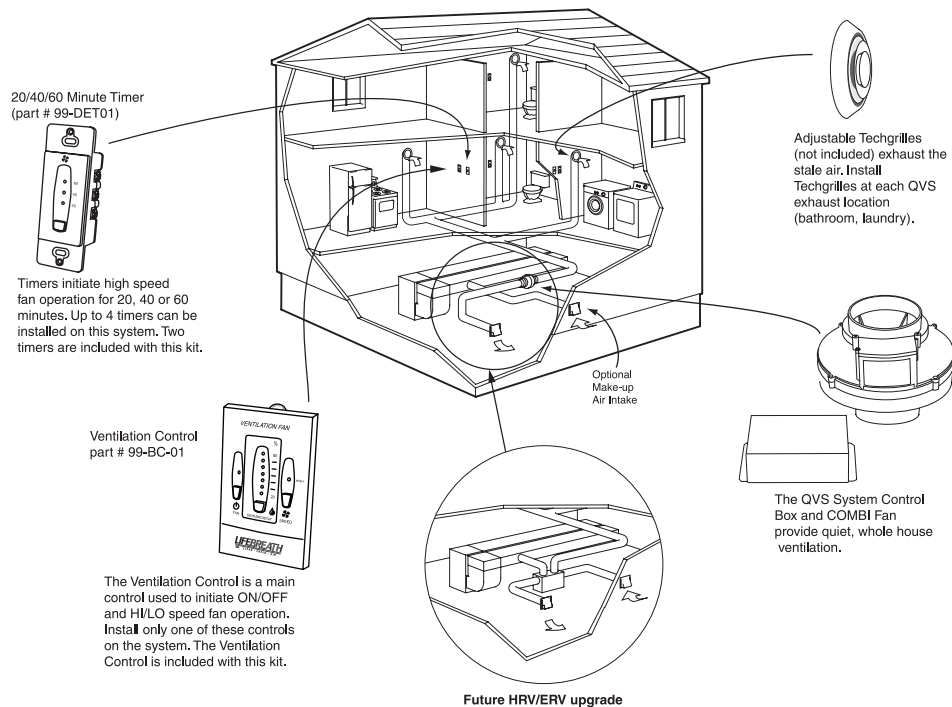
98-QBR (05-11)

## Quantum® In-Line Fan Series

All fans are commercial and residential certified; temperature rated -40°F to 140°F, 120 Volt/60Hz

Model Number	Features	Airflow CFM (L/s) .2 (95 Pa)	Part Number	Description
<b>NBQ-COMBI-4/5/6</b>	<ul style="list-style-type: none"> <li>Field selectable 4", 5" or 6" duct connection collars incl.</li> <li>Multi-position metal bracket included</li> </ul>	180/ 240/ 270 CFM	99-NBQ-COMBI 4/5/6	Combi fan. Plastic 4"/5"/6".
<b>NBQ325-6</b>	<ul style="list-style-type: none"> <li>Multi-position metal bracket included</li> </ul>	350 CFM	99-NBQ325-6	6" Dedicated Plastic
<b>NBQ-440-8</b>	<ul style="list-style-type: none"> <li>8" pre-painted galvanized steel</li> <li>Multi-position metal bracket included</li> </ul>	440 CFM on Hi 350 CFM on Low	99-NBQ-440-8	6" Dedicated Plastic
<b>NBQ-700-10</b>	<ul style="list-style-type: none"> <li>10" pre-painted galvanized steel</li> <li>Multi-position metal bracket included</li> </ul>	690 CFM on Hi 350 CFM on Low	99-NBQ-700-10	Mixed flow inline duct exhaust fan
<b>NBQ-950-12</b>	<ul style="list-style-type: none"> <li>10" pre-painted galvanized steel</li> <li>Multi-position metal bracket included</li> </ul>	950 CFM on Hi 600 CFM on Low	99-NBQ-950-12	Mixed flow inline duct exhaust fan

Fan Kits	Components	Part Number
<b>QVS KIT</b>	Includes: NBQ-COMBI 4/5/6 fan, E-Box, 99-BC-01 (Ventilation Control), 2 x 99-DET01 (20/40/60 Minute Timers) and fan mounting bracket.	93-QVS KIT
<b>QVS KIT PLUS</b>	Includes: NBQ-COMBI 4/5/6 fan, E-Box, 99-DX-01 (Digital Control), 2 x 99-DET01 (20/40/60 Minute Timers) and fan mounting bracket.	93-QVS KIT PLUS
<b>QVS KIT -001</b>	Remote E-Box only, for QVS Kit	93-QVS KIT-001



QVS Series

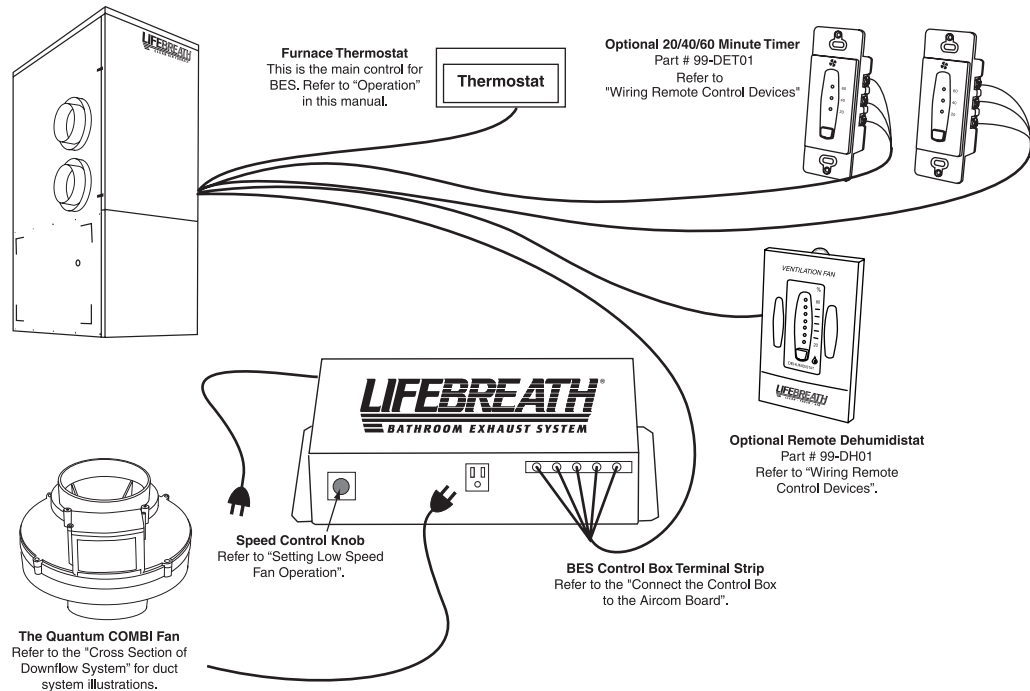


**Bathroom Exhaust Kits**

Bath Exhaust Kit Options	Features	Airflow CFM (L/s) .2 (95 Pa)	Part Number	Description
<b>Bath Exhaust Kit 4</b>	4" Plastic Fan with mounting bracket, 4" Tech grille and 4" Damper/collar.	120 CFM	99-BEK-4	4" Plastic Fan
<b>Bath Exhaust Kit Combi</b>	COMBI 4/5/6 Fan with mounting bracket, (2) 6" Tech grilles, 2 (6") dampers.	180 CFM 270 CFM	99-BEK-COMBI	Combi Fan
<b>Bath Exhaust System</b>	COMBI 4/5/6 Fan, BES Control Box, Fan Speed Selection		99-CAF-BESKIT	For use with a Lifebreath Clean Air Furnace. (See illustration below)







**Dryer Exhaust Kits**

Dryer Exhaust Kit Options	Features	Airflow CFM (L/s) .2 (95 Pa)	Part Number	Description
<b>Current Switch</b>	Superior to different pressure switches 120 VAC @ 2.5 Amps Max		99-CSS	










Bathroom and Dryer Exhaust Series







## Ventilation Accessories

	Features	Part Number	Description
 <p><b>Dual Hood</b></p>	<ul style="list-style-type: none"> <li>Requires only one 6" opening for intake/exhaust</li> <li>Robust design, with damage-resistant metal construction for exterior wall connection</li> <li>Durable rigid plastic for duct connections</li> <li>Fire-rated, UV resistant materials</li> </ul>	99-190	<p>A breakthrough design. Requires only one 6" opening for intake/exhaust connections.</p> <p>Ideal for space constrained HRV or ERV applications</p>
 <p><b>Weatherhood Kits</b></p>	<ul style="list-style-type: none"> <li>High density polyethylene for long life even in severe climates</li> <li>Screens include to block entry by small animals, large insects</li> <li>No moving parts, eliminates freezing or sticking potential</li> </ul>	99-185  99-186 99-187 99-186-LT	<p>Ideal for HRV, ERV and Inline apps.</p> <p>Two 5" diameter hoods, 12" wall sleeve, duct collar, white plastic</p> <p>As above - 6" option</p> <p>As above - 7" option</p> <p>Two 6" diameter hoods without sleeve or collar</p>
 <p><b>Flow-Thru Humidifier</b></p>	<ul style="list-style-type: none"> <li>Suits any forced warm air heating system</li> <li>Unique electronically pulsed; reduces water consumption by up to 80%</li> <li>Left/right side flexible duct installation; mounts on supply or return duct</li> </ul>	99-Flothru	<p>Electronic controller pulses solenoid water supply valve for 4 sec ON and 30 sec OFF, allowing evaporator pad to be fully saturated while drastically limiting water waste.</p>
 <p><b>Bathroom Exhaust System (BES)</b></p>	<ul style="list-style-type: none"> <li>Exhausts multiple areas quietly and economically, while providing heat recovery thru the CAF.</li> <li>Includes: BES Control box, 4/5/6 Combi Fan, Fan speed selection.</li> </ul>	99-CAF-BESKIT	<p>Perfect way to ventilate specific locations with a Clean Air Furnace.</p>
 <p><b>In-Line Duct Heater</b></p>	<ul style="list-style-type: none"> <li>Equipped with highly advanced Electronic Modulating Controller (SCR) and Air Flow Sensor to minimize operating cost</li> <li>120V, 1 phase</li> <li>Automatic reset prevents overheating, manual reset, coil elements made of nickel-chrome resistance wire, corrosion-resistant galvanized steel enclosure, air flow sensor, built-in electronic temperature control and sensor, round collars simplify installation and reduce labour time.</li> </ul>	99-160 99-161 99-163 99-164 99-159	<p>7" diameter, 1KW, 120V/1phase</p> <p>7" diameter, 2KW, 120V/1phase</p> <p>6" diameter, 1KW, 120V/1phase</p> <p>6" diameter, 2KW, 120V/1phase</p> <p>Special Orders. Call for info.</p> <p>Allows HRV to recover maximum heat, and duct heater modulates output required to reheat air to the desired temperature. This system is generally only used when the HRV has a fully dedicated duct system.</p>
 <p><b>Scrubber™ Air Treatment System</b></p>	<ul style="list-style-type: none"> <li>Combats wood smoke, outside odours, dust, pollen and airborne pollutants from entering the home.</li> <li>Pre-filter mesh polyester fibre traps larger particles</li> <li>Media Filter is a large (50mm/2in) pleated filter</li> <li>Activated carbon filters function as purifying absorption nets, trapping odours and impurities.</li> <li>Includes: 1 pre-filter, 1 pleated filter, and 5 carbon filters</li> </ul>	94-600 94-600-7 94-601	<p>6" ports; includes one filter pack</p> <p>7" ports; includes one filter pack</p> <p>Filter pack replacement</p> <p>Scrubber is installed after the HRV/ERV in supply air.</p>

**EasyAir Grilles and Fittings**

	Features	Part Number	Description
 <p><b>TechGrille™</b></p>	<ul style="list-style-type: none"> <li>Fully adjustable ventilation grille.</li> <li>Center adjustment cone spins In-and-out, providing variable ventilation capacity.</li> <li>No screws required.</li> <li>Compression spring tabs clip the grille into 4", 5", 6" or 8" round duct.</li> <li>Cool white, non-corrosive material</li> </ul>	<p>99-EAG4 99-EAG5 99-EAG6 99-EAG8</p>	<p>4" diameter 5" diameter 6" diameter 8" diameter</p>
 <p><b>Stack Head Elbow</b></p>	<ul style="list-style-type: none"> <li>Adapts to 4"/6" Tech Grille (see above)</li> <li>Fits neatly in 2"x4" walls</li> <li>Quick rough-in, and easy to secure</li> </ul>	<p>99-WF4 99-WF6</p>	<p>4" elbow 6" elbow</p>
 <p><b>Quick Mount Fittings</b></p>	<ul style="list-style-type: none"> <li>All plastic design, will not sweat or rust</li> <li>Simple to install, saves time</li> <li>Suitable for ceiling or wall applications</li> </ul>	<p>99-QM4 99-QM5 99-QM6</p>	<p>4" diameter 5" diameter 6" diameter</p>
 <p><b>Ceiling/Wall Fittings</b></p>	<ul style="list-style-type: none"> <li>Complements Tech Grille; choose size to match</li> <li>Cool white, all plastic design</li> </ul>	<p>99-CF4 99-CF5 99-CF6 99-CF8</p>	<p>4" diameter 5" diameter 6" diameter 8" diameter</p>
 <p><b>Rough In Metal Fitting</b></p>	<ul style="list-style-type: none"> <li>Metal</li> <li>Straps onto floor joists</li> <li>Available in 4 sizes</li> </ul>	<p>99-RIMF4 99-RIMF5 99-RIMF6 99-RIMF8</p>	<p>4" diameter 5" diameter 6" diameter 8" diameter</p>
 <p><b>Lay In Ceiling Diffuser</b></p>	<ul style="list-style-type: none"> <li>Full adjustable air flow</li> <li>Non-sweating, won't rust or dent</li> <li>White finish, paintable, washable</li> </ul>	<p>99-LIP8</p>	<p>Fits 8" round duct</p>
 <p><b>Kitchen Grille</b></p>	<ul style="list-style-type: none"> <li>White, Hinged 6"x10" exhaust grille.</li> <li>Easy access to washable aluminum grease filter (included).</li> </ul>	<p>10-002 10-002-2</p>	<p>Kit, includes 1 grease filter. Replacement Grease filter only</p>

## Installation and Replacement Accessories

	Features	Part Number	Description
 <b>Hanging Strap System</b>	<ul style="list-style-type: none"> <li>INCLUDED with all MAX &amp; RNC products (except RNC 120D)</li> <li>Easy mount system enables pre-assembly on floor</li> <li>Adjustable clip simplifies leveling procedure</li> </ul>	99-80-102	Includes 4 heavy duty straps and 4 S-hooks
 <b>Airflow Measuring Equipment</b>	<p>Flow Measuring Station</p> <p>Balancing Kit (Flow Station Style): Magnehelic gauge. Includes flow stations, hoses and carrying case.</p> <p>Pitot Tube Balancing Kit, Magnehelic gauge, Pitot Tube, Hoses and Carrying Case.</p> <p>Balancing kit for models 155 MAX, 200 MAX and RNC5-TPD</p>	99-150 99-152 99-153 99-155  99-166-5 99-166-6  99-167  99-168  99-181  99-200	5" Diameter 6" Diameter 7" Diameter 8" Diameter  5" Diameter 6" Diameter  Kit  Pitot Tube only   Magnehelic Gauge only.
 <b>HRV Miscellaneous</b>	<p>.5" ID Clear flexible vinyl drain hose, 100'/box</p> <p>6" Diameter Balancing Collar</p> <p>6" Spring-Loaded Back-draft Damper</p> <p>Merv 8 Pleated filter Pack (6)</p> <p>6" Duct Silencer</p>	99-165 99-122 99-RSK6  99-MERV8-6  99-SILENCER-6	Also available in 4/5/8/10/12 diameters  Note: Not compatible with 95MAX, 195/300DCS.  6" port
 <b>Mitre Elbows</b>	<p>4" Diameter, Plastic</p> <p>4" Diameter, Galvanized</p> <p>5" Diameter, Galvanized</p> <p>6" Diameter, Galvanized</p>	10-001P 10-001 10-095 10-096	
 <b>Lint Trap</b>	<p>Lint Trap.</p> <p>Pull out door with view window.</p>	99-136	Metal, with removable 2 ply lint screen
 <b>TFP Accessories</b>	<p>Replacement TFP3000 Collector</p> <p>Replacement HEPA Filter (for TFP3000) Installation Kit.</p> <p>Replacement filter kit (for TFP2000)</p>	65-503R 65-502R 99-7TFP  99-179	Annual replacement recommended Replace every 2-3 years. Includes 7" Flex Duct, 2 – 7" Collars, 4 Nylon Ties. 6 Filters – approx 20"x20"x1".

# LIFEBREATH®

## INDOOR AIR SYSTEMS

### Intelligent Controls at Your Fingertips

#### Lifestyle MAX Programmable Control

- 4 mode, 5-speed ventilation with user selected 24/7 programming
- 4 event feature permits lifestyle programming



#### Lifestyle MAX Digital Control 5-Speed / 4 Mode Operation

- 5-speed operation
- 4 user selectable operational modes\*
- Easy-to-read backlit LCD Screen
- Built-in relay for interfacing to furnace
- Automatic dehumidistat disable



#### Lifestyle RNC Digital Control

- 4 selectable operational modes\*
- 2-speed operation on each mode
- Adjustable dehumidistat function
- Dehumidistat disable



#### Lifestyle RNC Ventilation Control

- 2-speed operation
- Standby
- Dehumidistat



#### Lifestyle Dehumidistat

- Initiates high speed ventilation when indoor humidity level is above set point

\* Not available on all models

Setting a new standard for energy efficient, clean air homes



Visit us at [www.lifebreath.com](http://www.lifebreath.com)

Controls and Timers



**Lifestyle Controls**



Included with all MAX units

**99-DXPL01 Digital Control**

- 5-speed operation
- 4 user operational modes
  - continuous ventilation
  - 20 min. ON, 40 min. OFF
  - 20 min. ON, 40 min. recirculation\*
  - Continuous recirculation\*
- \*Not available on all models
- Built-in interface to furnace
- Automatic service reminder
- Automatic control based on outdoor temperature sensing.



Optional upgrade on MAX units

**99-LS01 Programmable Control**

- All Features of 99-DXPL01, plus:
- DELUXE fully featured 5-speed, 4 mode unit.
  - Fully PROGRAMMABLE, 4-event feature allows customization according to lifestyle.



Optional on RNC

**99-DX01 Digital Control**

- 4 selectable operational modes\*  
\*Not available on all models
- 2 speed operation on each mode
- Adjustable dehumidistat function
- Dehumidistat disable



**99-BC01 Ventilation Control**

- 2 Speed operation
- Standby
- Unit On/Off
- Dehumidistat

Optional on RNC




**99-DH01 Dehumidistat**

- Initiates high speed ventilation when the indoor humidity level is above the set point.

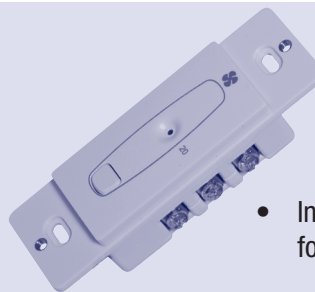
Optional on RNC

**Timers**



**99-DET01  
20/40/60 Minute Timer**

- Initiate high speed operation for 20, 40 or 60 minutes.



**99-20M01  
20 Minute Timer**

- Initiates high speed operation for 20 minutes.

(Both timers available on MAX and RNC Series)

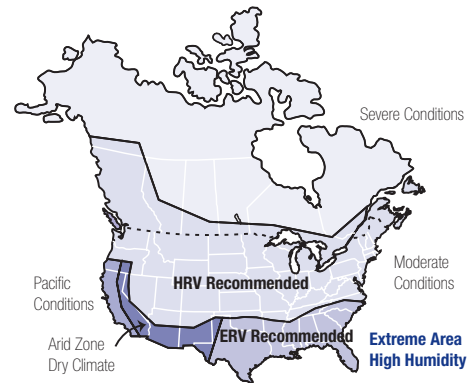
## Selecting the Right Size HRV

### RESIDENTIAL Applications

The home ventilation system can be sized using room counts or by using whole-house ventilation. Using a whole-house ventilation rate of 0.3 ACH (Air Changes per Hour) the HRV CFM has been determined for the following homes (basement included in calculations).

Condominium (800 sq. ft.)	Bungalow (2,800 sq. ft.)	Two Storey (4,800 sq. ft.)	Two Storey (5,500 sq. ft.)
800 sq.ft. x 8'h (6,400 cu.ft.)	2,800 sq.ft. x 8'h (22,400 cu.ft.)	4,000 sq.ft. x 8'h (32,000 cu.ft.)	5,500 sq.ft. x 8'h (44,000 cu.ft.)
6,400 cu. Ft./60 (106 CFM)	22,400 cu. Ft./60 (373 CFM)	32,000 cu. Ft./60 (534 CFM)	44,000 cu. Ft./60 (733 CFM)
106 CFM x 0.3 ACH (32 CFM)	373 CFM x 0.3 ACH (112 CFM)	534 CFM x 0.3 ACH (160 CFM)	733 CFM x 0.3 ACH (220 CFM)

Square Footage (Including Basement) (FT <sup>2</sup> )	Ceiling Height (FT)	CFM required based on 0.35 air exchanges per hour	RECOMMENDED RESIDENTIAL HRV							
			95 MAX RNC 95	RNC 120D	155 MAX 155 MAX RX 155 ECM RNC 155	RNC 5-TPD	195 ECM 195 DCS	200 MAX 200 MAX RX RNC 200	300 DCS	
1500	8	70								
	9	79								
	10	88								
2000	8	93								
	9	105								
	10	117								
2500	8	117								
	9	131								
	10	146								
3000	8	140								
	9	158								
	10	175								
3500	8	163								
	9	184								
	10	204								
4000	8	187								
	9	210								
	10	233								
4500	8	210								
	9	236								
	10	263								



ERV's recommended in regions where high humidity causes operation of air conditioning/dehumidification more frequently than a heating system.

ERV's are not recommended where temperatures fall below 25 °F (-4 °C) for more than five days.

Selection

### COMMERCIAL & INDUSTRIAL Applications

For outdoor air requirements, ASHRAE has produced the Ventilation Standard 62.1-2007 that is used to determine acceptable ventilation rates. This standard is referenced directly or used as "Good Engineering practice" in most Code documents or design criteria.

	Small Restaurants, Coffee Shops	Beauty & Nail Salon	Bar, Cocktail Lounge	Health Club, Dance Club, Disco	Classrooms & School Portables (Age 9+)	Large Public Venue
Occupants	40	18	100	180	35	125
Staff	5	5	15	20	1	25
Total	45	23	115	200	36	150
ASHRAE req (per person)	10 CFM (5L/s)	20 CFM (10L/s)	7.5 CFM (3.75L/s)	20 CFM (10L/s)	10 CFM (5L/s)	5 CFM (2.5L/s)
Ventilation req (total xASHRAE)	450 cfm (225 L/s)	460 cfm (230 L/s)	862.5 cfm (431.25 L/s)	4000 cfm (2000 L/s)	360 cfm (180 L/s)	750 cfm (375 L/s)

## Selecting the Right Size CAF / Air Handler

### CLEAN AIR FURNACE - Hydronic

Model	Description	Output Range	Add on A/C Capacity (Tons)
<b>STANDARD PSC MOTOR</b>			
CAF-U-S4A-24-P16		34,000 to 85,000	2
CAF-U-L4A-36-P16	Upflow	38,000 to 110,000	3
CAF-U-L2A-48-P16		25,000 to 68,000	4
CAF-D-S4A-24-P16	Downflow	34,000 to 85,000	2
CAF-D-L4A-36-P16		38,000 to 110,000	3
CAF-H-S4A-24-P16	Horizontal	34,000 to 85,000	2
CAF-H-L4A-36-P16		38,000 to 110,000	3
CAF-U-00-24-P16	Upflow	NO Heat	2
CAF-U-00-36-P16			3
CAF-U-00-48-P16			4
<b>UPGRADE ECM MOTOR</b>			
CAF-U-S4A-24-E16	Upflow	34,000 to 85,000	2
CAF-U-L4A-36-E16		38,000 to 110,000	3
CAF-U-L2A-48-E16		25,000 to 68,000	4
CAF-H-S4A-24-E16	Horizontal	34,000 to 85,000	2
CAF-H-L4A-36-E16		38,000 to 110,000	3
99-CAF-BESKIT	Kit (3-items) Includes: BES control box, Quantum 4/5/6 Combi Fan, Fan speed selection		

The Lifebreath Hydronic Clean Air Furnace uses the heat from a hot water heater or boiler system to warm the circulating air. Air returning to the furnace passes through an integral heat recovery ventilator. Users enjoy a constant supply of fresh healthy air and minimal energy costs.

**NOTE**

**ECM motor is recommended by the manufacturer for both new and retrofit construction.**

### SELECTING THE CORRECT AIR HANDLER

Model	Description	Output Range	Add on A/C Capacity (Tons)
<b>HYDRONIC</b>			
AH-U-S4A-24-P16	Upflow	34,000 to 85,000	2
AH-U-L4A-36-P16		38,000 to 110,000	3
AH-U-S2A-30-P16		27,000 to 56,000	2.5
AH-U-L2A-36-P16		25,000 to 68,000	3
AH-U-L2B-48-P16		38,000 to 79,000	4

The Lifebreath Air Handler is a forced air combo type heating system. Combo systems use the hot water supplied by a water heater or boiler. Thus, only one heating appliance is needed to meet hot water and home heating demands. System maximizes efficiency by minimizing "stand-by losses." When heat is required, hot water is circulated through the coil in the air handler and air blown through the coil picks up the heat and delivers to the home. The water is then returned to the water heater for water or heating use.

### Lifebreath Academy

Our Residential HRV course and Membership helps prepare you for the installation and promotion of Lifebreath Heat Recovery Ventilators. HRV Duct Sizing Software is included with the course materials.

The topics covered include:

- benefits of ventilation
- calculating the amount of ventilation required
- designing a simplified, partially dedicated, and fully dedicated duct system
- correctly sizing the system
- selecting the controls



Successful completion of the course and exam qualifies you to promote yourself as a "factory trained" member of the Lifebreath Academy. Membership also qualifies you to participate in Lifebreath's customer referral program.

Visit [www.lifebreath.com](http://www.lifebreath.com) for more information or speak to your local Territory Manager.

## Terms and Conditions

### TERMS OF SALE

1. Payment: Net 30 days, from invoice date.
2. Canadian Customers – Taxes:
  - a. G.S.T. will be charged on all products, and shown separately on each invoice.
  - b. P.S.T (where/as applicable) are extra and will be charged unless AIRIA is supplied with a Provincial Sales Tax license number.
  - c. H.S.T (where/as applicable) will be charged on all products, and shown separately on each invoice.
3. U.S. & International Customers
  - a. Federal I.D. # is mandatory for all shipments.
  - b. Taxes not applicable.
4. Ownership of the product remains the property of AIRIA until the invoice is paid in full.

### SHIPPING AND DELIVERY

1. Order lead times (target timeframes):
  - Residential units – as little as 5 business days
  - Commercial – 10 business days
  - Large Commercial – 15-20 business days
  - Parts – 2 business days
2. To protect your product during transport, protective packaging, containers or skids can increase shipping weight by 5 - 20%. Exact weight can be confirmed at time of order.
3. All orders are shipped via courier, and delivered during normal business hours. Shipping charges are included to most major centers in the U.S. Additional charges may apply for shipments beyond those centers. You will be notified of extra charges prior to order entry.
4. We regret that we cannot ship to a Post Office (P.O.) Box address.

### PRICING

See pricing lists (available separately) for details

### FREIGHT CLAIMS

1. All return Freight charges are the responsibility of the sender.
2. Extra freight duty or brokerage costs charged to Airia Brands Inc., will be deducted from your credit.

### GOODS RETURNED FOR CREDIT

1. Authorization must be obtained prior to returning any goods. Use the Return Goods Authorization Form (SM-01F) found on the front of the parts list.
2. Once authorized you will receive an RMA number/#; this RMA number/# must be tagged on the returned product.
3. Returned products must be freight prepaid and adequately packaged to prevent damage. If damaged or unusable, credit will be denied.
4. A minimum 15% restocking charge will apply.
5. Custom products and non-stock products are non-returnable and non-refundable.
6. AIRIA reserves the right to refuse any request for return.

### WARRANTY POLICY, REPLACEMENT PARTS, RETURNS

Airia Brands Inc. is proud to stand behind our products. Should replacement parts be required, while under warranty, they will be provided at no charge. Refer to the warranty card enclosed with the product. Replacement parts installed in units under warranty will assume the original machine warranty remaining OR one year, whichever is longer. Note, warranty is for parts only. Freight or labor incurred is the responsibility of the homeowner. Refer to the warranty card enclosed with the product manual documentation.

Should a warranty claim for replacement parts be necessary, please complete the following procedure:

1. Replacement warranty parts are invoiced on order.
2. When defective parts are ready for return for warranty credit, complete RMA Form SM-01F noting the machine model, serial number, date and explanation of failure.
3. Fax completed form for authorization before returning defective parts to Airia. Defective parts being returned must have an authorized SM-01F to receive credit.
4. Upon authorization, return the completed form together with the defective part, Pre-Paid. U.S. returns should be sent via Postal service (versus courier).
5. Address your prepaid, insured package to:  
Airia Brands Inc, Attn: Returns, 511 McCormick Blvd,  
London, Ontario, Canada N5W 4C8. COD deliveries will not be accepted.
6. After completing the above, your account will be credited within 30 days.

### TO PLACE AN ORDER

**FAX PURCHASE ORDER: 1-800-494-4185**

For Order Information:  
PH: 855-AIRIA-00 (855-247-4200)

**Partner Co-op Advertising Sample** (Contact your Territory Manager for more details)



**LIFEBREATH**  
INDOOR AIR SYSTEMS

## Leading the Way to Total Home Comfort...

by improving your indoor air quality, and reducing energy consumption.  
Are you ready to step up to Lifebreath?

(Name of Dealer) carries our full line including our high efficiency Hydronic air handler with built-in air exchanger, the TFP HEPA Air Cleaner and the industry leading HRV with patented aluminum core.

Lifebreath products are designed for one reason - to give your home or business a healthier indoor air environment. Visit any of our locations and let (Name of Dealer) show you how.

Let us show you how to give your home or business a healthier indoor air environment.

Setting a new standard for energy efficient, clean air homes

**AIRIA**  
BRANDS INC.

Visit us at [www.lifebreath.com](http://www.lifebreath.com)

511 McCormick Blvd., London, ON, Canada N5W 4C8  
(519) 457-1904

**ENERGY STAR PARTNER**

**DEALER**  
*Logo*

123 My Street  
Our Town, ON A4B 5C6  
(789)123-4567  
[www.websiteaddress.com](http://www.websiteaddress.com)

### Residential Warranty

We proudly stand behind our products with a Full Warranty.

**LIFETIME** on HRV aluminum cores  
**5 YEAR** on ERV Enthalpic cores  
**5 YEAR** on replacement components

**LIFEBREATH**  
INDOOR AIR SYSTEMS

### Commercial Warranty

We proudly stand behind our products with a Full Warranty.

**15 YEAR** on HRV aluminum cores  
**5 YEAR** on the ERV Enthalpic cores  
**2 YEAR** limited on replacement components

**LIFEBREATH**  
INDOOR AIR SYSTEMS







[www.lifebreath.com](http://www.lifebreath.com)

Setting a new standard  
for energy efficient, clean air homes



Manufacturer reserves the right to change specifications without notice.

511 McCormick Blvd.  
London, Ontario, Canada N5W 4C8  
Ph: (519) 457-1904

**Toll Free: 1-855-AIRIA-00**  
(1-855-247-4200)

[www.lifebreath.com](http://www.lifebreath.com)