



Fantech

Heat Recovery Ventilator

VHR Series

VHR 704, VHR 1404, VHR 1405R, VHR 2004, VHR 2005R



Fantech VHR Series Heat Recovery Ventilators are designed to improve indoor air quality in residential applications by providing a balanced ventilation system.

Compact size and vertical ports add flexibility at installation. Ideal for applications where space is limited. Choose from four models including recirculating and non-recirculating units. All models feature precision-balanced EBM motors for dependable performance and vibration-free operation.

Here's How They Work:

The HRV brings in fresh outdoor air and draws it through a aluminum core where it is heated or cooled by the stale outgoing air. The HRV then distributes the preheated fresh filtered air throughout the home by direct ductwork installed specially for the HRV or through the ductwork of a forced-air system.

FEATURES

- Simple Yet Sophisticated Design Makes These Units the Most Reliable HRVs on the Market
- Aluminum Cores
- EBM Motors with Backward Incline Impellers
- Steep Fan Curves for Superior Airflow Performance minimizing need to balance
- Insulated with 1" (25mm) Foil-Faced High Density Polystyrene Foam

OPTIONAL CONTROLS

- EDF 1 – On/Off, Low, High Speed Operation and 20 min. On/40 min. Off Cycle Timer
- RTS 3 – Intermittent Bathroom Timer with Settings for 20/40/60 Minutes of High Speed Boost
- EDF 5 – Digital multi-function wall control with recirculation
- EDF 2 – Digital multi-function wall control
- MDEH 2 – Mechanical low voltage dehumidistat with On/Off switch
- MDEH 1 – Mechanical low voltage dehumidistat
- RTS 2 – 20 Minute pushbutton timer
- AQS 1 – Air quality sensor

SPECIFICATIONS


CONTROLS External three (3) position (Low/Stand By/Medium) rocker switch that will offer continuous ventilation. Fantech offers a variety of external controls. (see optional controls)

DEFROST A preset defrost sequence is activated at an outdoor air temperature of 23°F (-5°C) and lower.

VHR 704, 1404 & 2004 - During the defrost sequence, the supply blower shuts down and the exhaust blower continues to ventilate for a pre-set time. The unit then returns to normal operation, and continues cycle.


VHR 1405R & 2005R - During the defrost sequence, its mechanism uses a motorized damper to temporarily block the incoming fresh air stream allowing the warm air from the building/home to circulate through the HRV. The exhaust blower shuts down and the supply blower continues to run. The unit then returns to normal operation, and continues cycle.

SERVICEABILITY Core, filters, motors and drain pan can be easily accessed through latched front door.



Core: Heat Recovery Units feature a lifetime warranty on the aluminum core.

Superior EBM Motors: Units are designed with German manufactured EBM external rotor motorized impellers – the most durable motors in the industry. Precise balancing ensures vibration-free operation. No maintenance needed. 7 Year Limited Warranty.



Washable Electrostatic Filters

Fully Insulated Cabinet:

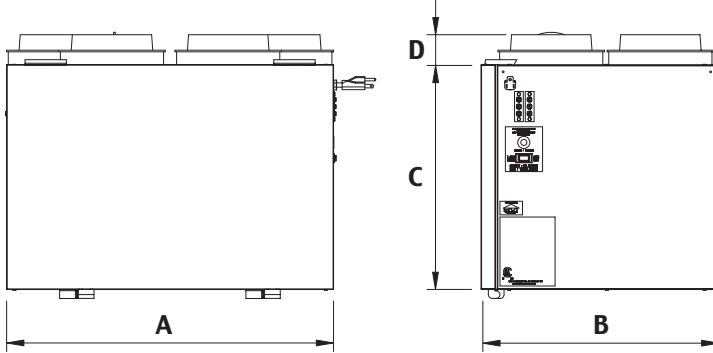
Baked powder-coat finish. Insulated with 1" (25mm) foil-faced high density polystyrene foam.

Electronic Control Board:

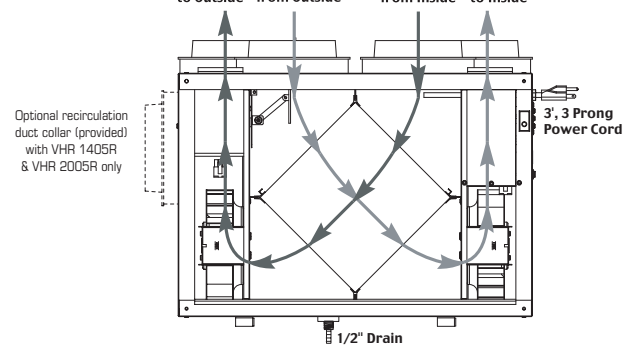
Units feature state-of-the-art control boards for easy connection to existing HVAC equipment. All units are designed for easy operation from a series of optional remote controls.

VHR 1404, VHR 1405R, VHR 2004 & VHR 2005R Series Heat Recovery Ventilators

Dimensions

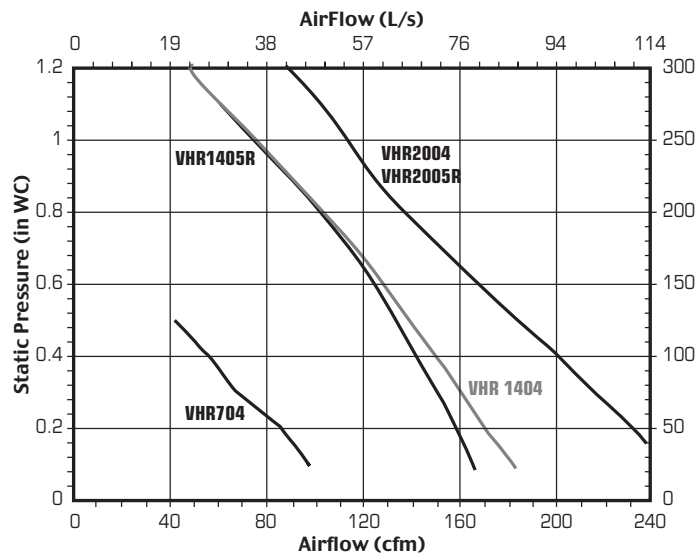


Airflow



Measurements	Model	VHR 704	VHR 1404	VHR 1405R	VHR 2004	VHR 2005R
A		22 1/2" (572mm)	23 3/4" (604mm)	23 3/4" (604mm)	28" (711mm)	28" (711mm)
B		10 1/8" (259mm)	17 1/4" (438mm)	17 1/4" (438mm)	17 1/4" (438mm)	17 1/4" (438mm)
C		15 3/8" (396mm)	16 1/4" (413mm)	16 1/4" (413mm)	20 1/2" (521mm)	20 1/2" (521mm)
D		2" (50mm)	2 1/4" (56mm)	2 1/4" (56mm)	2 1/4" (56mm)	2 1/4" (56mm)

Fan Performance



Performance Data



Model	Apparent Sensible Effectiveness at 32°F (0°C)	Apparent Sensible Effectiveness at -13°F (-25°C)	Power Consumed Watts
VHR 704	67 %	66 %	36
VHR 1404	73 %	77 %	72
VHR 1405R	73 %	77 %	72
VHR 2004	74 %	79 %	154
VHR 2005R	74 %	81 %	154

Power

- Volts 120 VAC
- Amperage
 - VHR 704 .4 Amps
 - VHR 1404/1405R 1.3 Amps
 - VHR 2004/2005R 2.1 Amps
- Phase Single Phase



Submitted by:	Date:
Qty:	Model #:
Comments:	
Project #:	
Location:	
Architect:	
Engineer:	
Contractor:	



Fantech

United States

1712 Northgate Blvd. • Sarasota, FL. 34234
(T) 1.800.747.1762 • (F) 1.800.487.9915
(T) 1.941.309.6000 • (F) 1.941.309.6099
www.fantech.net • info@fantech.net

Canada

50 Kanaflikt Way, Bouctouche, NB E4S 3M5
(T) 1.800.565.3548 • (F) 1.877.747.8116
(T) 1.506.743.9500 • (F) 1.506.743.9600
www.fantech.ca • info@fantech.ca

Fantech, reserves the right to modify, at any time and without notice, any or all of its products' features, designs, components and specifications to maintain their technological leadership position.