

## PROFESSIONAL INLINE TWIN-BATHROOM EXHAUST KIT | ASBI-250T

Recommended for 2 bathrooms up to 240 sq. ft total; delivers 260 CFM through a 6" duct system. Other sizes available.



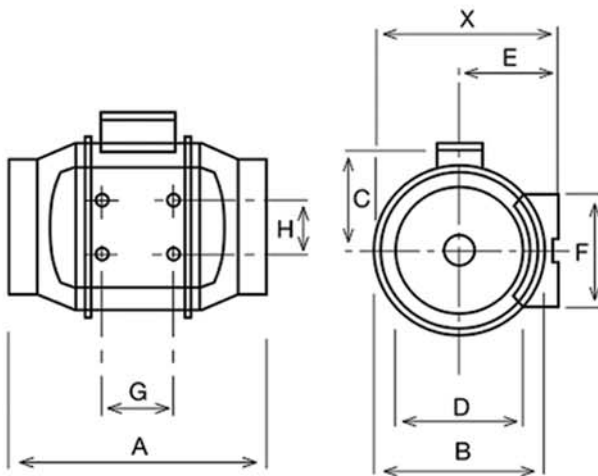
This high-flow bathroom exhaust system uses a powerful inline fan to deliver commercial ventilation performance with a fraction of the noise. A push-button timer is included that allows you to run the fan post bathroom use, fighting the effects of moisture, mold, and mildew.

### The kit includes:

- Soler & Palau TD-150 6" inline centrifugal fan (260 cfm @ .2" sp)
- Plastic Contour Grille (2) w/built in backdraft damper
- Decora-Style Push Button timer (10, 20, 30 & 60 min. operation plus on/off)
- Duct attachment ties (10)
- Galvanized Steel Y-Splitter
- 25' of 6" flexible-insulated ductwork
- Heavy-duty, high-performance galvanized roof cap (or wall hood)



\*choose a wall hood or roof cap



### Dimensional Information

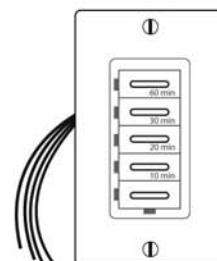
X	A	B	C	D	E	F	G	H
8 3/8"	11 5/8"	7 7/8"	5"	5 13/16"	4 7/16"	5 1/8"	3 1/8"	2 3/8"

### Performance Information

Nom. RPM	Volts	Max. Watts	Spd	CFM vs. Static Pressure (SP) Ins. WG							Max. SP	Duct Dia. Ins.
				0"	0.125"	0.25"	0.375"	0.5"	0.75"	1.0"		
2289	120	65	High	293	273	250	227	206	131	35	1.15	6"

### Soler & Palau TD-150 6" Inline Centrifugal Fan

- ▶ 260 cfm fan @ .2" static pressure
- ▶ Single-phase (120V, 60 HZ) induction asynchronous motor, with permanent capacitor and external rotor in die cast aluminum.
- ▶ Direct, two-speed connection and speed-controllable
- ▶ Removeable body for mounting & servicing
- ▶ Thermal Overload Protection
- ▶ Fan body is molded in tough ABS plastic
- ▶ Can be mounted in any orientation
- ▶ Proven in countless commercial and high-end residential applications worldwide



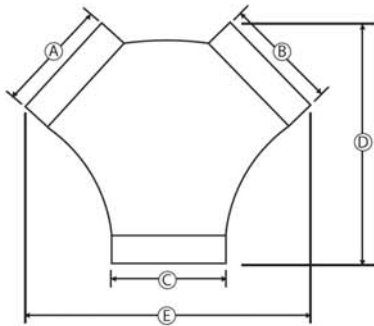
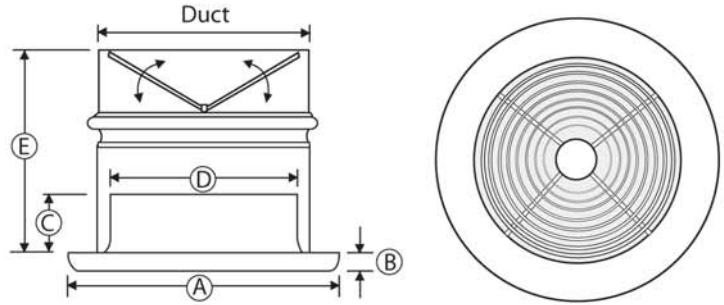
### Push-Button Timer (Decora Style)

- ▶ 115V, 20 amp timer
- ▶ Fits standard single gang box
- ▶ 10, 20, 30 & 60 min operation
- ▶ On/Off control

### Plastic Contour Grille (2) w/ Backdraft Damper

- ▶ Low-profile, fixed circular design
- ▶ Integrated backdraft damper
- ▶ 6" duct connection
- ▶ Galvanized steel mounting collar w/nailing strip

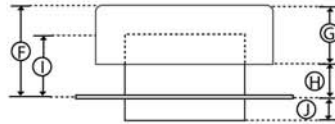
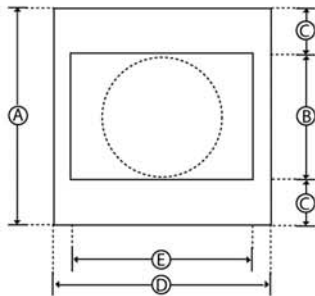
A	B	C	D	E
7	3/16	1 7/16	9 3/8	4 1/8



### Y-Splitter (galvanized steel)

- ▶ Galvanized steel construction

A	B	C	D	E
6	6	6	10	13



### Galvanized Steel Roofcap\*

- ▶ Galvanized steel construction
- ▶ Includes insect screen
- ▶ Low-profile design (*installs on any pitch*)

A	B	C	D	E	F	G	H	I	J
12	6	3	15	10	5.125	3.25	2	3.25	3.125

↕ choose between roofcap or wall hood ↕

### Galvanized Steel Wall Hood\*

- ▶ Galvanized steel construction
- ▶ Includes a built-in damper & insect screen
- ▶ Rain-proof

A	B	C	D	E	F	G	H	I	J	K
6	7	8	1	8.5	4.125	12.75	8	6.375	7.375	.25

