


A trusted name in air moving products for over 45 years.



# Exhaust Fans



[www.leaderfan.com](http://www.leaderfan.com)

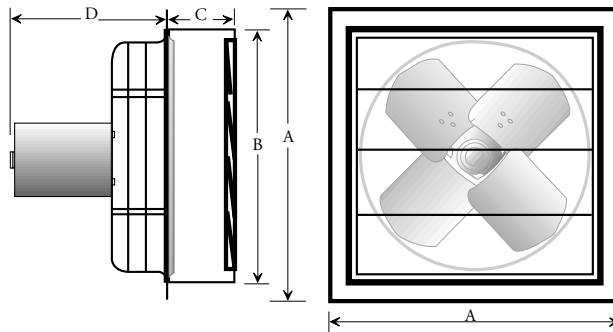
Leader Fan Industries Limited  
130 Claireville Drive, Toronto, Ontario M9W 5Y3  
Tel: (416) 675-4700 Fax: (416) 675-4707  
Toll Free Fax: 1-877-FAN-FAXX



# EXHAUST FANS SINGLE SPEED, TWO-SPEED AND VARIABLE SPEED SERIES "AX"



- Sturdily constructed, direct drive, horizontal discharge for industrial, commercial and farm applications. Suitable for general ventilation of factories, garages, warehouses and other commercial and industrial buildings.
- Available in multiple single-speed variations as well as two-speed and variable speed models.
- Heavy duty aluminum housing with built in shutters.
- Aluminum shutters automatically open when fan starts, close when fan stops.
- Heavy duty OSHA motor mount/guard is standard. Heavy guage welded steel rod with plated finish.
- Motors are totally enclosed, ball bearing, continuous run, fan duty with built-in automatic overload protection.
- 115 volt or 115/230 volt is standard (see table on following page).
- Models -1V and -1VHE can be wired for standard single speed or wired for variable-speed with proper controller. See page #6 for available controls.
- Other voltages in single or three phase are available. 50HZ voltages are available. Consult factory.
- Explosion Proof motors are available. see page #4.
- Available accessories include: Speed Controls, Thermostats, Front Guards and Weather Hoods. See page #7 for details.



### DIMENSIONS

MODEL #	A	B	C	D (MAX.)*
AX8	14-3/4	11-3/4	5	6-1/2
AX10				11
AX12	16-3/4	13-3/4		11-1/4
AX14	18-3/4	15-3/4		11
AX16	20-3/4	17-3/4		13-1/4
AX18	22-3/4	19-3/4		11
AX20	24-3/4	21-3/4		13-1/4
AX24	28-3/4	25-3/4		11
AX30	35-1/4	32-3/4		13-1/4
AX36	41-1/4	38-3/4		13-1/2

\* "D" dimension will vary depending on motor type. Consult factory if specific dimension per model is required.

# EXHAUST FANS

## SINGLE SPEED, TWO-SPEED AND VARIABLE SPEED

### SERIES "AX"



### PERFORMANCE DATA

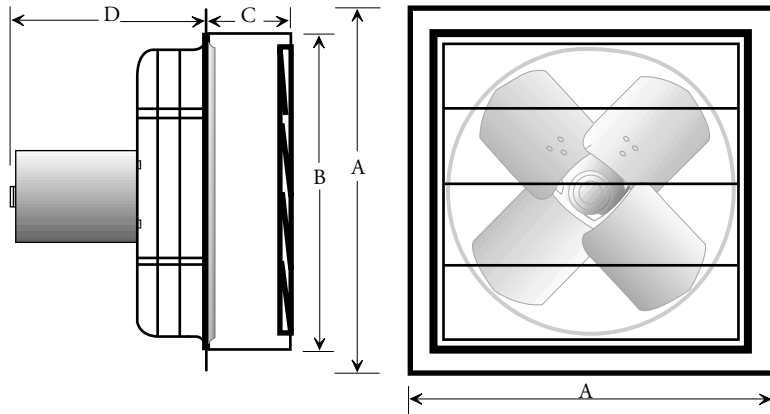
CAT. NO.	FAN TYPE	FAN DIA.	HP	RPM	VOLTAGE	FULL LOAD AMPERAGE	CFM				SOUND LEVEL	SHIP WEIGHT
							0"SP	.1"SP	.125"SP	.25"SP		
AX8-3	2-SPEED	8"	1/20	1600/1350	115	1.6	400/330	320/260	280/230	180/140	48 dBA	14 lbs.
AX10-3	2-SPEED	10"	1/20	1600/1350	115	1.6	690/580	590/460	570/390	590/340	56 dBA	14 lbs.
AX12-1V	SINGLE/ VARI-SPEED	12"	1/4	1700	115/230	3.6/1.8	1650	1560	1525	1400	63 dBA	26 lbs.
AX12-1VHE	SINGLE/ VARI-SPEED		1/15	1450	115	1.0	1350	1290	1275	1150	60 dBA	22 lbs.
AX12-2	LO-NOISE		1/3	1100	115/230	4.2/2.1	1100	930	880	600	50 dBA	27 lbs.
AX12-3	2-SPEED		1/4	1725/1140	115	4.1	1670/1100	1600/950	1575/900	1450/625	64/50 dBA	27 lbs.
AX14-1V	SINGLE/ VARI-SPEED	14"	1/4	1700	115/230	3.6/1.8	2170	2030	1950	1900	67 dBA	29 lbs.
AX14-1VHE	SINGLE/ VARI-SPEED		1/15	1450	115	1.0	1600	1525	1500	1300	64 dBA	25 lbs.
AX14-2	LO-NOISE		1/3	1100	115/230	4.2/2.1	1750	1550	1500	1100	53 dBA	30 lbs.
AX14-3	2-SPEED		1/4	1725/1140	115	4.1	2190/1440	2080/1325	2000/1300	1950/850	67/53 dBA	31 lbs.
AX16-1V	SINGLE/ VARI-SPEED	16"	1/4	1700	115/230	3.6/1.8	2570	2470	2410	2260	68 dBA	30 lbs.
AX16-1VHE	SINGLE/ VARI-SPEED		1/15	1450	115	1.0	1850	1750	1700	1550	63 dBA	26 lbs.
AX16-2	LO-NOISE		1/3	1100	115/230	4.2/2.1	2150	2075	2000	1700	55 dBA	31 lbs.
AX16-3	2-SPEED		1/4	1725/1140	115	4.1	2580/1770	2480/1620	2430/1560	2270/1020	69/55 dBA	34 lbs.
AX18-1V	SINGLE/ VARI-SPEED	18"	1/4	1700	115/230	3.6/1.8	3150	3000	2900	2575	71 dBA	36 lbs.
AX18-2	LO-NOISE		1/3	1100	115/230	4.2/2.1	3200	3000	2900	2750	64 dBA	37 lbs.
AX18-3	2-SPEED		1/4	1725/1140	115	4.1	3200/2130	3050/2030	2950/1960	2625/1750	71/64 dBA	38 lbs.
AX20-1V	SINGLE/ VARI-SPEED	20"		1700	115/230	5.0/2.5	3620	3420	3340	3120	77 dBA	39 lbs.
AX20-2	LO-NOISE		1/3	1100	115/230	4.2/2.1	4400	4200	4100	3900	67 dBA	39 lbs.
AX20-3	2-SPEED			1725/1140	115	4.1	3640/2420	3440/2270	3360/2210	3140/1890	77/67 dBA	41 lbs.
AX24-1V	SINGLE/ VARI-SPEED	24"		1700	115/230	5.0/2.5	5500	5400	5310	5100	78 dBA	43 lbs.
AX24-2	LO-NOISE		1/3	1100	115/230	4.2/2.1	5300	5050	4950	4700	67 dBA	45 lbs.
AX24-3	2-SPEED			1075/860	115	5.5	5300/4240	5050/4040	4950/3960	4700/3760	67/64 dBA	47 lbs.
AX30-2	SINGLE SPEED	30"	1/2	1075	115/230	5.4/2.7	8000	7000	6000	5500	76 dBA	72 lbs.
AX36-7	SINGLE SPEED	36"	1/2	860	115/230	6.0/3.0	12000	11000	10500	9500	74 dBA	88 lbs.



# EXHAUST FANS EXPLOSION PROOF MOTOR SERIES "AX"



- Sturdily constructed, direct drive, horizontal discharge for industrial, commercial and farm applications. Suitable for general ventilation where Explosion Proof Motors may be required.
- Heavy duty aluminum housing with built in shutters. Aluminum shutters automatically open when fan starts, close when fan stops.
- Heavy duty OSHA motor mount/guard is standard. Heavy gauge welded steel rod with plated finish.
- Motors are standard 115/230 Volt.
- Explosion Proof: Class I - Group D Class II - Group EFG
- All other voltages available on request.
- For available accessories see page #7.



### OPTIONAL ACCESSORIES:

- Front Guards
- Weather Hoods

MODEL NO.	A	B	C	D
AX12-4	16-3/4	13-3/4	5	13-3/4
AX14-4	18-3/4	15-3/4		
AX16-4	20-3/4	17-3/4		
AX18-4	22-3/4	19-3/4		14
AX20-4	24-3/4	21-3/4		14
AX24-4	28-3/4	25-3/4		13-3/4

### PERFORMANCE DATA

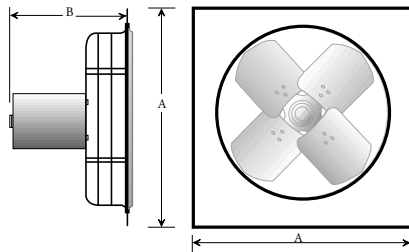
MODEL NO.	FAN DIA.	HP	RPM	CFM				SOUND LEVEL	SHIP WEIGHT
				0" SP	.1" SP	.125" SP	.25" SP		
AX12-4	12"	1/3	1725	1670	1600	1575	1450	63 dBA	49 lbs.
AX14-4	14"			2190	2080	2000	1950	67 dBA	49 lbs.
AX16-4	16"			2580	2480	2430	2270	68 dBA	51 lbs.
AX18-4	18"			3200	3050	2950	2625	73 dBA	56 lbs.
AX20-4	20"			3640	3440	3360	3140	77 dBA	57 lbs.
AX24-4	24"			5520	5410	5330	5130	77 dBA	64 lbs.

# PANEL EXHAUST FANS

## SINGLE SPEED, TWO-SPEED AND VARIABLE SPEED SERIES "P"



- Sturdily constructed, direct drive, horizontal discharge for industrial, commercial and farm applications.
- Durable powder coat finish on fan panel.
- Heavy duty OSHA motor mount/guard is standard. Heavy guage welded steel rod with plated finish.
- Motors are totally enclosed, ball bearing, continuous run, fan duty with built-in automatic overload protection.
- 115 volt or 115/230 volt is standard (see table).
- Other voltages in single or three phase are available. 50HZ voltages available. Consult factory.
- See page #7 & 8 for available accessories.



CAT. NO.	A	B (MAX)
P8	14	6-1/2
P10	14	
P12	17	
P14	18-3/4	11
P16	20-3/4	
P18	22-3/4	
P20	24-3/4	11-1/4
P24	28-3/4	
P30	35-1/4	
P36	41-1/4	13-1/4

### PERFORMANCE DATA

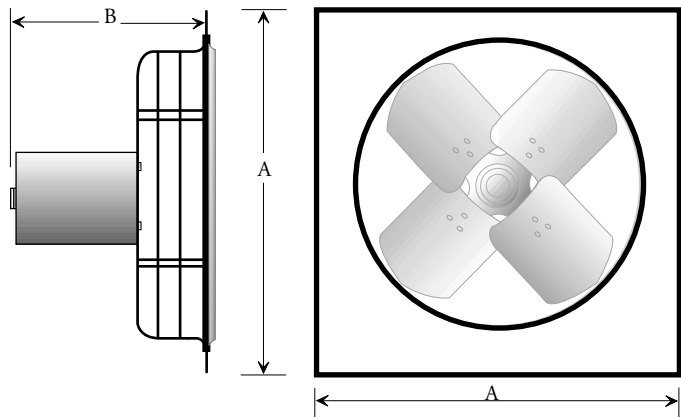
CAT. NO.	FAN TYPE	FAN DIA.	HP	RPM	VOLTAGE	FULL LOAD AMPERAGE	CFM				SOUND LEVEL	SHIP WEIGHT
							0"SP	.1"SP	.125"SP	.25"SP		
P8-3	2-SPEED	8"	1/20	1600/1350	115	1.6	400/330	320/260	280/230	180/140	48 dBA	11 lbs.
P10-3	2-SPEED	10"	1/20	1600/1350	115	1.6	690/580	590/460	570/390	590/340	56 dBA	11 lbs.
P12-1V	SINGLE/ VARI-SPEED	12"	1/4	1700	115/230	3.6/1.8	1650	1560	1525	1400	63 dBA	23 lbs.
P12-1VHE	SINGLE/ VARI-SPEED		1/15	1450	115	1.0	1350	1290	1275	1150	60 dBA	19 lbs.
P12-2	LO-NOISE		1/3	1100	115/230	4.2/2.1	1100	930	880	600	50 dBA	24 lbs.
P12-3	2-SPEED		1/4	1725/1140	115	4.1	1670/1100	1600/950	1575/900	1450/625	64/50 dBA	24 lbs.
P14-1V	SINGLE/ VARI-SPEED	14"	1/4	1700	115/230	3.6/1.8	2170	2030	1950	1900	67 dBA	25 lbs.
P14-1VHE	SINGLE/ VARI-SPEED		1/15	1450	115	1.0	1600	1525	1500	1300	64 dBA	21 lbs.
P14-2	LO-NOISE		1/3	1100	115/230	4.2/2.1	1750	1550	1500	1100	53 dBA	26 lbs.
P14-3	2-SPEED		1/4	1725/1140	115	4.1	2190/1440	2080/1325	2000/1300	1950/850	67/53 dBA	27 lbs.
P16-1V	SINGLE/ VARI-SPEED	16"	1/4	1700	115/230	3.6/1.8	2570	2470	2410	2260	68 dBA	26 lbs.
P16-1VHE	SINGLE/ VARI-SPEED		1/15	1450	115	1.0	1850	1750	1700	1550	63 dBA	22 lbs.
P16-2	LO-NOISE		1/3	1100	115/230	4.2/2.1	2150	2075	2000	1700	55 dBA	27 lbs.
P16-3	2-SPEED		1/4	1725/1140	115	4.1	2580/1770	2480/1620	2430/1560	2270/1020	69/55 dBA	30 lbs.
P18-1V	SINGLE/ VARI-SPEED	18"	1/4	1700	115/230	3.6/1.8	3150	3000	2900	2575	71 dBA	31 lbs.
P18-2	LO-NOISE		1/3	1100	115/230	4.2/2.1	3200	3000	2900	2750	64 dBA	32 lbs.
P18-3	2-SPEED		1/4	1725/1140	115	4.1	3200/2130	3050/2030	2950/1960	2625/1750	71/64 dBA	33 lbs.
P20-1V	SINGLE/ VARI-SPEED	20"		1700	115/230	5.0/2.5	3620	3420	3340	3120	77 dBA	34 lbs.
P20-2	LO-NOISE		1/3	1100	115/230	4.2/2.1	4400	4200	4100	3900	67 dBA	35 lbs.
P20-3	2-SPEED			1725/1140	115	4.1	3640/2420	3440/2270	3360/2210	3140/1890	77/67 dBA	37 lbs.
P24-1V	SINGLE/ VARI-SPEED	24"		1700	115/230	5.0/2.5	5500	5400	5310	5100	78 dBA	37 lbs.
P24-2	LO-NOISE		1/3	1100	115/230	4.2/2.1	5300	5050	4950	4700	67 dBA	39 lbs.
P24-3	2-SPEED			1075/860	115	5.5	5300/4240	5050/4040	4950/3960	4700/3760	67/64 dBA	41 lbs.
P30-2	SINGLE SPEED	30"	1/2	1075	115/230	5.4/2.7	8000	7000	6000	5500	76 dBA	68 lbs.
P36-7	SINGLE SPEED	36"	1/2	860	115/230	6.0/3.0	12000	11000	10500	9500	74 dBA	84 lbs.



# PANEL EXHAUST FANS EXPLOSION PROOF MOTOR SERIES "P"



- Sturdily constructed, direct drive, horizontal discharge for industrial, commercial and farm applications. Suitable for general ventilation where Explosion Proof Motors may be required.
- Heavy duty OSHA motor mount/guard is standard. Heavy gauge welded steel rod with plated finish.
- Motors are standard 115/230 Volt
- Explosion Proof: ( Class I - Group D )  
( Class II - Group EFG )
- All other voltages available on request.
- For available accessories see page #7 & 8.



### OPTIONAL ACCESSORIES:

Front Guards                      Weather Hoods  
Back Draft Dampers

MODEL NO.	A	B
P12-4	17	13-3/4
P14-4	18-3/4	
P16-4	20-3/4	
P18-4	22-3/4	14
P20-4	24-3/4	
P24-4	28-3/4	13-3/4


### PERFORMANCE DATA

MODEL NO.	FAN DIA.	HP	RPM	CFM				SOUND LEVEL	SHIP WEIGHT
				0" SP	.1" SP	.125" SP	.25" SP		
P12-4	12"	1/3	1725	1670	1600	1575	1450	63 dBA	43 lbs.
P14-4	14"			2190	2080	2000	1950	67 dBA	45 lbs.
P16-4	16"			2580	2480	2430	2270	68 dBA	47 lbs.
P18-4	18"			3200	3050	2950	2625	73 dBA	51 lbs.
P20-4	20"			3640	3440	3360	3140	77 dBA	52 lbs.
P24-4	24"			5520	5410	5330	5130	77 dBA	58 lbs.

# EXHAUST FANS ACCESSORIES



## Weather Hoods X & P Series



WEATHER HOODS AX & P SERIES	FAN DIA.	BACK GUARDS AX & P SERIES
WHA8/WHP8	8"	S T A N D A R D
WHA10/WHP10	10"	
WHA12/WHP12	12"	
WHA14/WHP14	14"	
WHA16/WHP16	16"	
WHA18/WHP18	18"	
WHA20/WHP20	20"	
WHA24/WHP24	24"	
WHA30/WHP30	30"	
WHA36/WHP36	36"	

## Back Guards AX & P Series



- 18 ga. Galvanized
- Birdscreen is 3/4" Expanded Metal (standard)
- 1-1/2" flanges are shipped separate. Field installed (if required)

Back Guard is integral part of the motor mount. Standard on all fans.

## Front Guards for P Series



FRONT GUARD P SERIES	FAN DIA.	FRONT GUARDS AX SERIES
XFG8	8"	AXFG8
XFG10	10"	AXFG10
XFG12	12"	AXFG12
XFG14	14"	AXFG14
XFG16	16"	AXFG16
XFG18	18"	AXFG18
XFG20	20"	AXFG20
XFG24	24"	AXFG24
XFG30	30"	AXFG30
XFG36	36"	AXFG36

## Front Guards for AX Series



0.12" Zinc plated wire guard  
**Note:** 30" and 36" sizes are formed heavy duty hardware cloth.

0.12" Zinc plated wire guard  
**Note:** 30" and 36" sizes are formed heavy duty hardware cloth.

## FAN CONTROLS

SINGLE SPEED CONTROLS	
MODEL NO.	DESCRIPTION
DS1	Single Phase Disconnect
TF115	Thermostat - 115 volt
T631A	Thermostat - 115 volt (Honeywell)

TWO-SPEED CONTROLS	
MODEL NO.	DESCRIPTION
SW1	Two-speed Switch - 115 volt
T631B	Two-speed Thermostat - 115 volt (Honeywell)

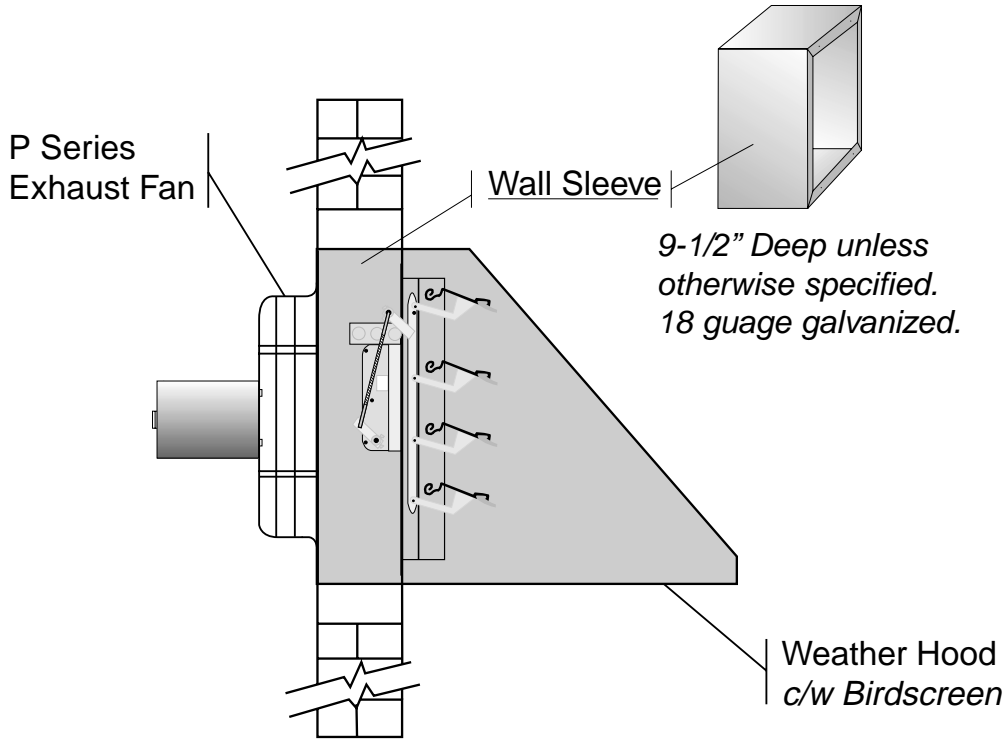
CARBON MONOXIDE DETECTOR	
MODEL NO.	DESCRIPTION
QAS101-C0	Carbon Monoxide Detector

VARIABLE-SPEED CONTROLS	
MODEL NO.	DESCRIPTION
MVS-5	5 amp Speed Control - 115/230v - Moisture Proof
MVS-15	15 amp Speed Control - 115/230v - Moisture Proof
SA-10	Vari-speed Thermostat - 115/230v - Moisture Proof

A trusted name in air moving products for over 45 years.



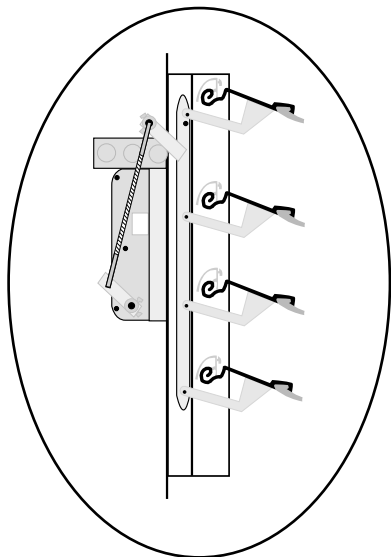
**EXHAUST FANS  
ACCESSORIES FOR SERIES "P"**



SLEEVE	
CAT. NO.	FAN DIA.
PSL8	8"
PSL10	10"
PSL12	12"
PSL14	14"
PSL16	16"
PSL18	18"
PSL20	20"
PSL24	24"
PSL30	30"
PSL36	36"

WEATHER HOOD	
CAT. NO.	FAN DIA.
WHP8	8"
WHP10	10"
WHP12	12"
WHP14	14"
WHP16	16"
WHP18	18"
WHP20	20"
WHP24	24"
WHP30	30"
WHP36	36"

**Motorized Dampers for P Series**



CAT. NO.	FAN DIA.	CAT. NO.
MOTORIZED DAMPERS		BACK DRAFT DAMPER
SH3208M	8"	SH3208
SH3210M	10"	SH3210
SH3212M	12"	SH3212
SH3214M	14"	SH3214
SH3216M	16"	SH3216
SH3218M	18"	SH3218
SH3220M	20"	SH3220
SH3224M	24"	SH3224
SH3230M	30"	SH3230
SH3236M	36"	SH3236

**Dampers for P Series**



**Leader Fan Industries Limited**  
 130 Claireville Drive, Toronto, Ontario M9W 5Y3  
 Tel: (416) 675-4700 Fax: (416) 675-4707  
 Toll Free Fax: 1-877-FAN-FAXX

Visit our website for the latest in product updates and information at [www.leaderfan.com](http://www.leaderfan.com)