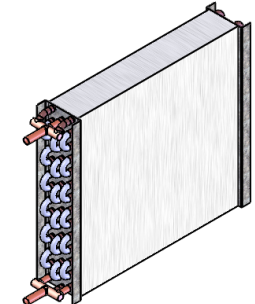
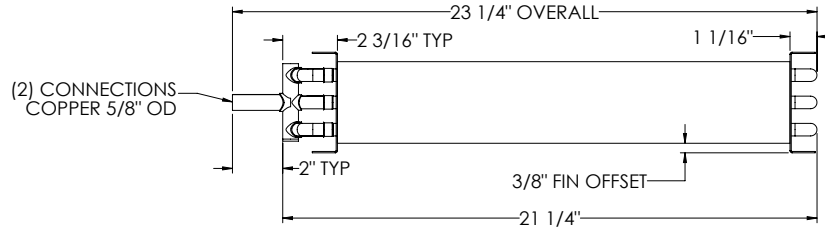
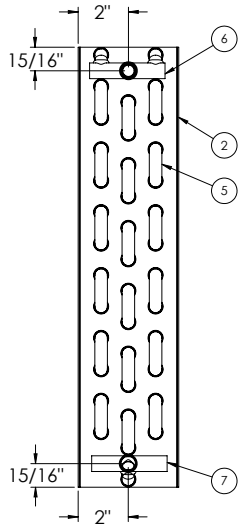


CSA FILE No: LR54641
UL FILE No: SA6697
MODEL DESIGNATION: CD16
UL: CD18

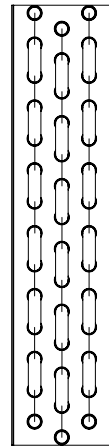
REVISIONS				
REV. NO.	DESCRIPTION	DATE	REVISED BY	APPROVED BY
X	INITIAL CHECK	1/18/2017		



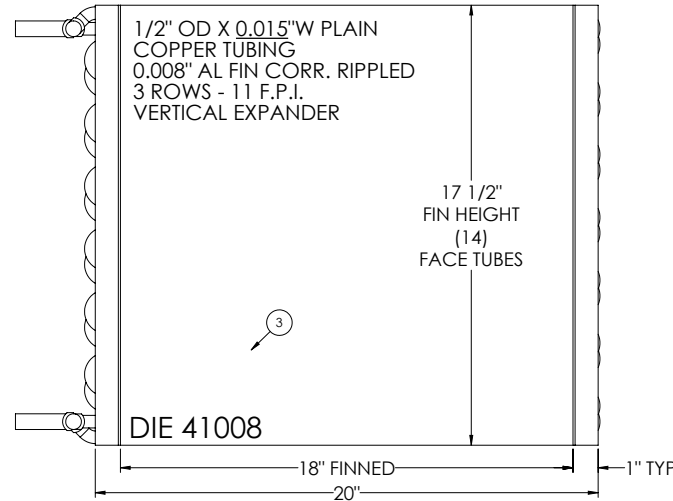
ISOMETRIC VIEW



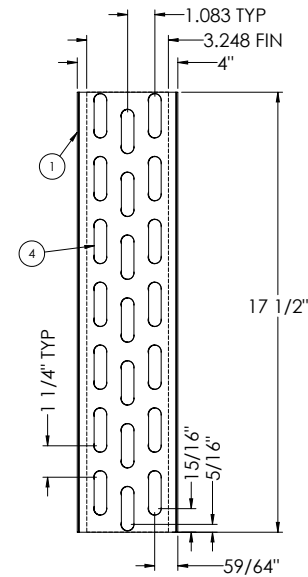
HEADER END



CIRCUIT DETAIL



BC13803A001



HAIRPIN END

ITEM NO.	QTY.	DESCRIPTION	PART NO.	ITEM NO.	QTY.	DESCRIPTION	PART NO.
1	1	END PLATE (18 GA GALV)	BS19288A002	5	18	RETURN BEND 1/2 OD X 0.020W, 1.25 C-C	AR1048
2	1	END PLATE (18 GA GALV)	BS19288A001	6	1	HEADER ASSEMBLY 5/8 OD X 0.025W	BT21773A001
3	198	FIN 0.008 AL (AA1014)	FA41803K14CR08	7	1	HEADER ASSEMBLY 5/8 OD X 0.025W	BT21774A001
4	21	HAIRPIN 1/2 OD X 0.015 W	BT12198B014	8	2	CAP TO FIT 5/8 OD	JA1016

<small>UNLESS OTHERWISE SPECIFIED DIMENSIONS ARE IN INCHES. DECIMALS ARE ROUNDED FRACTIONAL & 1/32 1\"/> </small>	DRAWN	RK	JAN 18/17	<p>CANCOIL THERMAL CORPORATION 991 JOHN F. SCOTT ROAD KINGSTON ONTARIO K7L 4V3 (613) 541-1235 (613) 541-1239 FAX</p>
	CHECKED	JL	JAN 19/17	
	WEG APPR			
	ISSUED			
<small>PROPRIETARY AND CONFIDENTIAL THE INFORMATION CONTAINED IN THIS DRAWING IS THE SOLE PROPERTY OF CANCOIL THERMAL CORPORATION. ANY REPRODUCTION IN PART OR AS A WHOLE WITHOUT THE WRITTEN PERMISSION OF CANCOIL THERMAL CORPORATION IS PROHIBITED.</small>	THIRD ANGLE PROJECTION		MODEL DESIGNATION 4WS3K-14TX18(4100B.PCRA)	CUSTOMER PART NO. 4WS3K-14TX18(4100B.PCRA)
DO NOT SCALE DRAWING			SIZE DWG. NO. BC13803	REV X-00
	SCALE: 1:4	CAD FILE NAME	BC13803.3LDPRT	SHEET 1 OF 1