

# MPVS150 & MPVS200

## MULTI-PORT EXHAUST VENTILATORS

### VENTERGY® SERIES FANS



## Product Description

Ventergy® Series Multi-Port Ventilators (MPVS) are highly versatile, continuous-duty rated fan units for residential and light commercial applications. They meet ENERGY STAR efficiency criteria for low energy consumption. The most popular use for the fan is central exhaust ventilation of bathrooms, kitchens, laundry rooms, and other rooms where humidity is a controlling factor since the fan has a single exhaust discharge duct directly to the outdoors.

The principal advantage of the MPVS is the elimination of standard noisy bath fans, with the benefits of quiet operation and reduced penetrations to the exterior of the building. With the increasingly tight construction of energy-efficient buildings, there is a growing need for mechanical ventilation of indoor air quality. These fans are designed to serve this purpose by providing effective bathroom ventilation with the ability to run intermittently or continuously. The quiet, energy-efficient, permanent-split-capacitor type of external-rotor motor has permanently sealed bearings that provide many years of maintenance-free performance.

## Construction

The MPVS is constructed of heavy-gauge galvanized steel to prevent corrosion caused by moisture. The cabinet is internally lined with acoustic, closed-cell foam insulation that acts as a vapor barrier. This allows installation directly above living spaces or in unheated plenum spaces without concern for noise or condensation.

## Controls

The fans can be operated manually or automatically by a programmable timer or dehumidistat. They may also be operated in conjunction with a variable speed control.

## Fan and Motor

The fan motor is an energy-efficient, permanent-split-capacitor type of external-rotor design. Totally sealed to protect against moisture and contaminants, it is approved for removing steam and moisture from kitchen and bath areas. The motor incorporates permanently lubricated and sealed bearings and automatic-reset thermal-overload protection. It is designed and certified for continuous duty or intermittent operation.

The fan uses a backward-inclined impeller design that prevents dust from collecting on the blades. Each fan is statically and dynamically balanced in the factory to eliminate vibration and ensure quiet operation. The entire motor and fan assembly is mounted on a drop-down hinged access panel for simple service and inspection, and it can be removed from the fan without disassembling the duct connections.

## Locating and Installing

The compact dimensions and versatile mounting options permit installation above drop ceilings, between ceiling joists, or within a small soffit location. They can be installed horizontally or vertically.

## Accessories

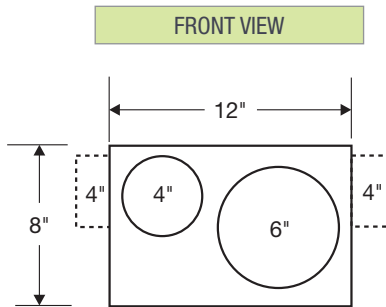
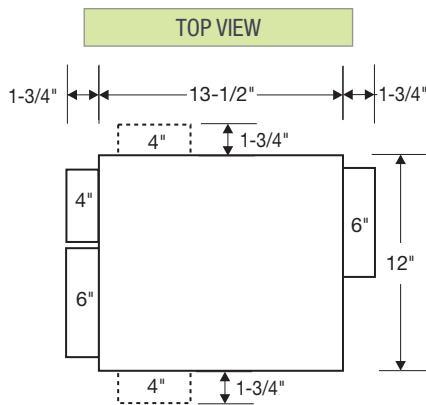
Accessory kits are available to facilitate installation and enhance operation. Accessories kits are sold separately. Please visit [aldes-na.com](http://aldes-na.com), or contact your local Aldes distributor for details.

## Performance

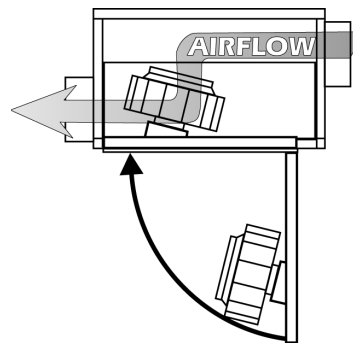
Fan airflow and energy performance shall be tested in accordance with HVI procedures.



## Dimensions & Performance



NOTE: Location(s) of field-installed 4" side-tap collar(s) shown as dashed lines.



Drop-down hinged access panel for simple service and inspection

| ELECTRICAL AND AIRFLOW PERFORMANCE* |                  |                         |      |      |      |      |      |      |      |      |                       |
|-------------------------------------|------------------|-------------------------|------|------|------|------|------|------|------|------|-----------------------|
| Model                               | Watts at 0.2" Ps | CFM vs. Static Pressure |      |      |      |      |      |      |      |      | ENERGY STAR Certified |
|                                     |                  | 0"                      | 0.2" | 0.4" | 0.6" | 0.8" | 1.0" | 1.2" | 1.4" | 1.6" |                       |
| MPVS150                             | 39.9             | 212                     | 170  | 133  | 101  | 71   | 49   | 17   | --   | --   | ✓                     |
| MPVS200                             | 62.5             | 287                     | 250  | 227  | 198  | 168  | 136  | 100  | 65   | 24   | ✓                     |

\*Certified airflow rating at 0.2" w.g. is derated from actual test results per HVI Certification procedure 920. The HVI Certified Rate for MPVS150 = 170 CFM, MPVS200 = 250 CFM.

**ELECTRICAL DATA**

MPVS150: 115 V, 60 Hz, 41 W, 0.34 A, 2200 RPM  
 MPVS200: 115 V, 60 Hz, 59 W, 0.53 A, 2960 RPM

*Above ratings are intended for sizing electrical wiring only. Actual consumption will be lower.*

## Recommended Specification

**GENERAL** The fan shall be continuous-duty type with a backward-inclined centrifugal blower housed in a multi-port enclosure specifically designed for residential and commercial use. The fan shall be safety tested per UL standards and bear the agency listing certified mark, and be approved for use over cooking areas and tub/shower enclosures when used with GFCI branch circuiting. The fan must meet ENERGY STAR performance criteria for energy efficiency and bear the ENERGY STAR mark.

**CONSTRUCTED** The housing shall be of a minimum 22-gauge steel with a G90 galvanized coating or baked enamel paint finish. All interior surfaces of the housing shall be lined with non-porous, closed-cell foam insulation to allow installation above ceilings and in unheated spaces without concern for condensation or absorption of water. The unit shall not exceed 8-1/2" in total height and 14-1/2" in width to allow mounting within ceiling/floor joist spaces. The blower shall be external-rotor motor centrifugal type with backward-inclined impeller blades. The motor and blower assembly shall be mounted on a drop-down hinged access panel so as to permit removal from the housing without disassembly of the ducting connections. The intake duct connections shall be dimensioned so as to accept constant airflow regulators with a secure fit. The intake duct dimensions shall be nominal 4" or 6" depending on model. The discharge duct dimension shall be nominal 6" round. The fan housing and intake duct collar(s) shall be designed to allow removal and repositioning in the field to accommodate different installation requirements. Mounting brackets shall be provided for attachment to the fan housing, allowing vertical or horizontal installations.

**MOTOR** The motor shall be direct-drive, external-rotor, high-efficiency, PSC type with permanently lubricated and sealed ball bearings. The motor shall have automatic thermal-overload protection and must be totally sealed to protect against contaminants and moisture. Naturally vented air-over motors are not acceptable.

**ELECTRICAL:** The fan will operate on 115V, 50/60Hz, and single-phase current. The motor will be listed for use with a solid-state speed control.

**3 YEAR WARRANTY** for entire unit, from date of shipment, against all manufacturing defects, provided the material has been installed and operated per manufacturer's instructions and under normal conditions. Warranty is limited to the repair or replacement of the material upon its return freight paid to our factory. This warranty is not transferable and is limited to the original end user.

For more information, contact your Aldes sales advisor, visit [aldes-na.com](http://aldes-na.com), call 1.800.255.7749, or find us on

