

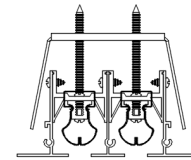
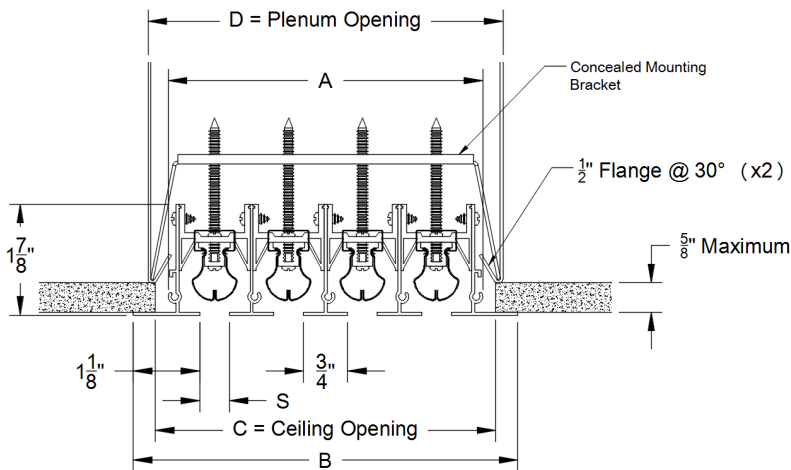
Model: \_\_\_\_\_ Size: \_\_\_\_\_ Tag: \_\_\_\_\_

Project Name: \_\_\_\_\_

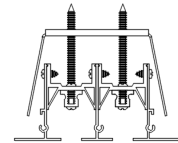
Project Location: \_\_\_\_\_

Engineer: \_\_\_\_\_ Contractor: \_\_\_\_\_

Distributor: \_\_\_\_\_ Representative: \_\_\_\_\_



LD - Supply

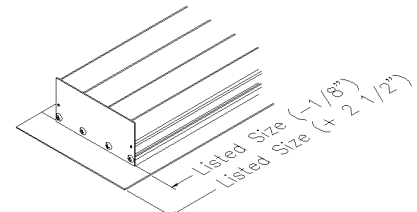


LDR - Return  
(Deflectors Omitted)

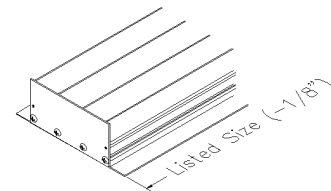
S = 1/2" ("A" Model Designator)								
# of Slots	1	2	3	4	5	6	7	8
A	1 5/8	2 7/8	4 1/8	5 3/8	6 5/8	7 7/8	9 1/8	10 3/8
B	2 3/4	4	5 1/4	6 1/2	7 3/4	9	10 1/4	11 1/2
C	2	3 1/4	4 1/2	5 3/4	7	8 1/4	9 1/2	10 3/4
D	2 1/4	3 1/2	4 3/4	6	7 1/4	8 1/2	9 3/4	11

S = 3/4" ("B" Model Designator)								
# of Slots	1	2	3	4	5	6	7	8
A	1 7/8	3 3/8	4 7/8	6 3/8	7 7/8	9 3/8	10 7/8	12 3/8
B	3	4 1/2	6	7 1/2	9	10 1/2	12	13 1/2
C	2 1/4	3 3/4	5 1/4	6 3/4	8 1/4	9 3/4	11 1/4	12 3/4
D	2 1/2	4	5 1/2	7	8 1/2	10	11 1/2	13

S = 1" ("C" Model Designator)								
# of Slots	1	2	3	4	5	6	7	8
A	2 1/8	3 7/8	5 5/8	7 3/8	9 1/8	10 7/8	12 5/8	14 3/8
B	3 1/4	5	6 3/4	8 1/2	10 1/4	12	13 3/4	15 1/2
C	2 1/2	4 1/4	6	7 3/4	9 1/2	11 1/4	13	14 3/4
D	2 3/4	4 1/2	6 1/4	8	9 3/4	11 1/2	13 1/4	15



Flanged End Plate

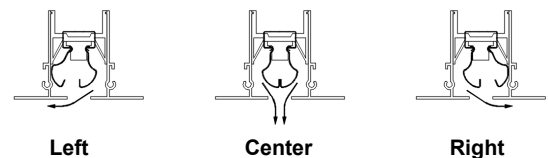


Flat End Plate

**Features:**

- Available with 1, 2, 3, 4, 5, 6, 7 or 8 Slots
- 6 foot maximum one-piece construction
- Concealed Mounting Bracket with #8 x 2 1/2" Long Mounting Hardware
- Pristine White Powder Coat Finish

**Field Configurable Throw Patterns**



Note: This submittal is meant to demonstrate the general dimensions of this product. The illustrations are not meant to detail every aspect of the product. Drawings are not to scale. T.A. Industries, Inc. reserves the right to make changes without notice or obligations.